

APPENDIX F

LESSON PLAN

(First Cycle)

School	: SMP Husni Thamrin Medan
Subject	: English
Class/Semester	: VIII (Eight) / 2
Standart Competence	: Understanding meaning in simple transactional and interpersonal conversation to interact with the closest environment
Basic Competence	: Responding meaning in simple short monolog accurately, fluntely and acceptably to interact with the closest environment in the form of narrative text
Indicator	: Identifying the communicative aim of narrative text Identifying variety information in monolog narrative text
Text	: Narrative text
Skill	: Listening
Time	: 2 x 40'

1. Learning Goal

- Students are hoped to be able to listen to the story tales/fables effectively
- Students are hoped to be able to understand the generic structure of narrative text
- Students are hoped to be able to understand the language features of narrative text
- Students are hoped to be able to identify the characters from the story tales/fables
- Students are hoped to be able to list and give meaning to the vocabularies from the story tales/fables
- Students are hoped to be able to answer the question based on the story tales/fables

2. Material

THE HARE AND THE TORTOISE

One day a hare met a tortoise. He laughed at him and said, "How slowly you walk!" The tortoise was angry. He said. "Let's run a race and see who can get to that big tree first."

"Do you hope to win the race?" said the hare. "What a joke! Shall we start now?" "Yes, said the tortoise. They started.

After a few moments the hare said to himself, "The tortoise is far behind. Let me lie down here and have a nap. I run very fast, so I can easily get to the tree first." The hare soon went to sleep. After a while the hare woke up. The tortoise was near the tree now. The hare ran on towards the tree, but he was too late. The tortoise was at the tree first. "Have you already got to the tree? The hare said, in surprise. Have walked steadily, so have won the race."

"You are right," said the hare. "Slow and steady wins the race."

3. Method/Technique : Storytelling technique

4. Activities:

Opening

- Greeting the students and introduce my self.
- Ask the students if they ever have read story tales/fables
- Ask the students their favorite tales

Main Activity

- Explaining the aim of narrative text
- Explaining the generic structure of narrative text
- Explaining the language features of narrative text
- Explaining the meaning of some vocabularies which are found from the text
- Listening to the story
- Identifying the characters from the story
- Answer some question base on the story

Closing

- Ask the student about the difficulty that they face during teaching learning process
- Conclude the lesson

5. Source/Media:

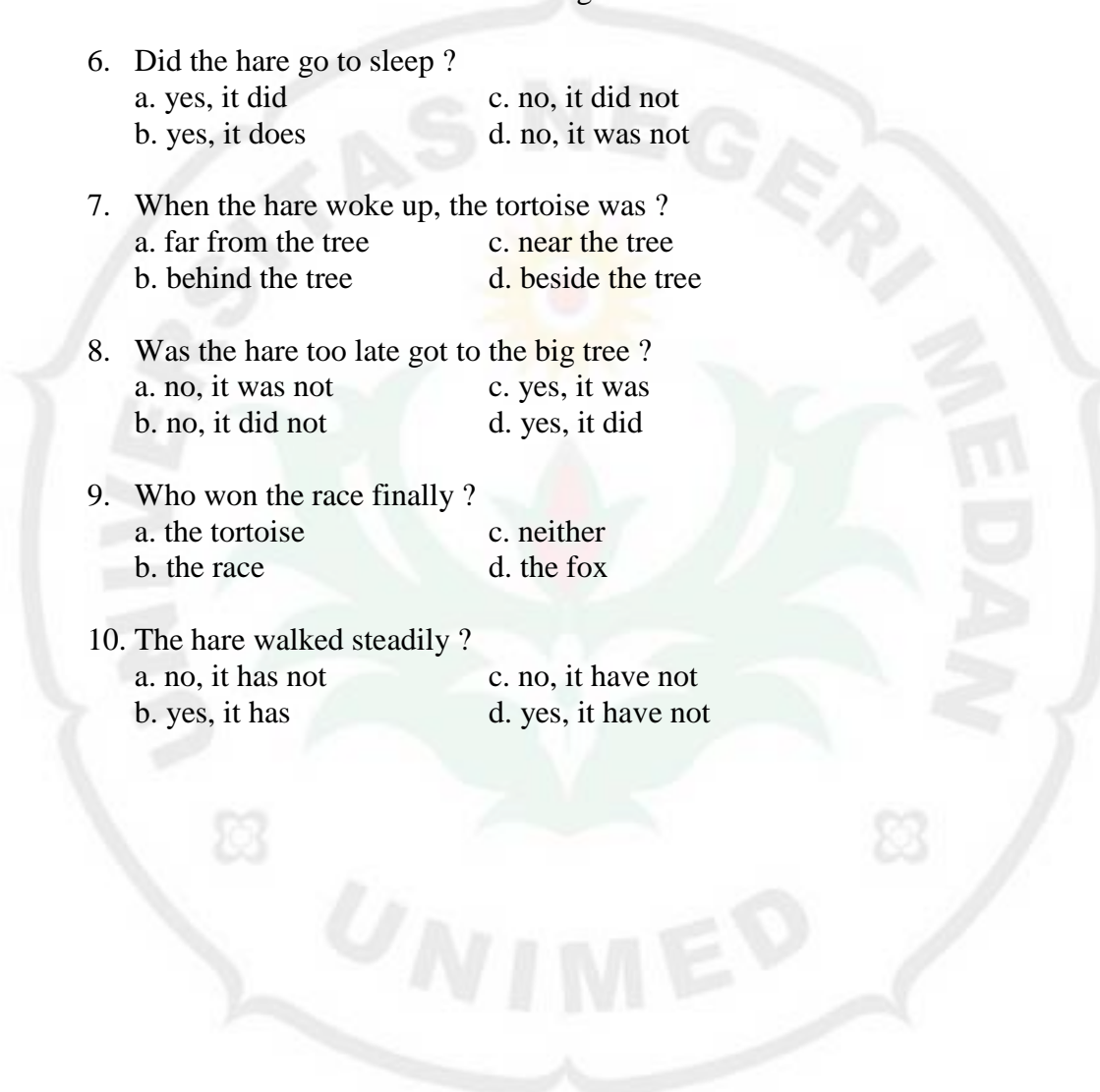
- Appropriate story tale books
- Puppet and pictures

6. Evaluation

- Ask the students to answer ten questions after listen to the story

Listen to the story and choose the best answer A, B, C or D

1. One day a hare meet a
 - a. Tortoise
 - b. Fox
 - c. Lion
 - d. Goat
2. Who walked slowly ?
 - a. The hare
 - b. The fox
 - c. The tortoise
 - d. The goat
3. Who asked run a race ?
 - a. The goat
 - b. The lion
 - c. The hare
 - d. The tortoise
4. Do you think the hare underestimate the tortoise ?
 - a. yes, it does
 - b. no, it does not
 - c. yes, it do
 - d. no, it do not

- 
5. Who wanted to have a nap during the race ?
 - a. The hare
 - b. The tortoise
 - c. The fox
 - d. The goat
 6. Did the hare go to sleep ?
 - a. yes, it did
 - b. yes, it does
 - c. no, it did not
 - d. no, it was not
 7. When the hare woke up, the tortoise was ?
 - a. far from the tree
 - b. behind the tree
 - c. near the tree
 - d. beside the tree
 8. Was the hare too late got to the big tree ?
 - a. no, it was not
 - b. no, it did not
 - c. yes, it was
 - d. yes, it did
 9. Who won the race finally ?
 - a. the tortoise
 - b. the race
 - c. neither
 - d. the fox
 10. The hare walked steadily ?
 - a. no, it has not
 - b. yes, it has
 - c. no, it have not
 - d. yes, it have not

THE
Character Building
UNIVERSITY

LESSON PLAN

(First Cycle)

School	: SMP Husni Thamrin Medan
Subject	: English
Class/Semester	: VIII (Eight) / 2
Standart Competence	: Understanding meaning in simple transactional and interpersonal conversation to interact with the closest environment
Basic Competence	: Responding meaning in simple short monolog accurately, fluntely and acceptably to interact with the closest environment in the form of narrative text
Indicator	: Identifying the communicative aim of narrative text Identifying variety information in monolog narrative text
Text	: Narrative text
Skill	: Listening
Time	: 2 x 40'

1. Learning Goal

- Students are hoped to be able to listen to the story tales/fables effectively
- Students are hoped to be able to understand the generic structure of narrative text
- Students are hoped to be able to understand the language features of narrative text
- Students are hoped to be able to identify the characters from the story tales/fables
- Students are hoped to be able to list and give meaning to the vocabularies from the story tales/fables
- Students are hoped to be able to answer the question based on the story tales/fables

2. Material

AN UGLY DUCKLING

One bright sunny morning, near the lake, a mother duck was very pleased that her eggs had begun to hatch. ‘Cheep. Cheep’ chirped the chicks. Mother duck was very proud of her fluffy duckling—but one of them looked different from the others.

“Quack! Quack! How can that duckling be one of mine?” Mother duck wondered. “He’s so big and ugly.” All the other chicks were mean and teased Sammy, the ugly duckling. They did not want to play with him.

Poor Sammy was very sad. “I don’t belong here,” he said. One day he packed his bags and left home to look for someone who wants to be his friend.

Soon he came to a pond. There he saw some ducks swimming. But they didn’t want to be his friends either. Poor Sammy was very unhappy, he then waddled away.

The next day an old woman saw Sammy. “I think I’ll cook him for my dinner,” she said. She tried to catch him, but Sammy ran as fast as he could.

Poor Sammy was so sad that he hid himself by the riverbank. One day he watched some beautiful swans fly past him. "I wish I were as magnificent as the swan," he sighed.

Time passed by. Spring, summer, and fall went by. Finally spring came again. Sammy decided to go to come out of his hiding place. He looked at his reflection in the river. He was very surprised. What did he see? "Is that really me? I'm a beautiful swan!"

"Look at that swan! He's the most magnificent of them all!" said children in the town. Sammy had never felt happier in his life. He was no longer an ugly duckling.

3. Method/Technique : Storytelling technique

4. Activities:

Opening

- Greeting the students
- Checking the attendance list
- Ask the students if they like the previous story
- Ask the students the baby of duck, chicken, goose, ect

Main Activity

- Explaining the aim of narrative text
- Explaining the generic structure of narrative text
- Explaining the language features of narrative text
- Explaining the meaning of some vocabularies which are found from the text
- Listening to the story
- Identifying the characters from the story
- Answer some question base on the story

Closing

- Ask the student about the difficulty that they face during teaching learning process
- Conclude the lesson

5. Source/Media:

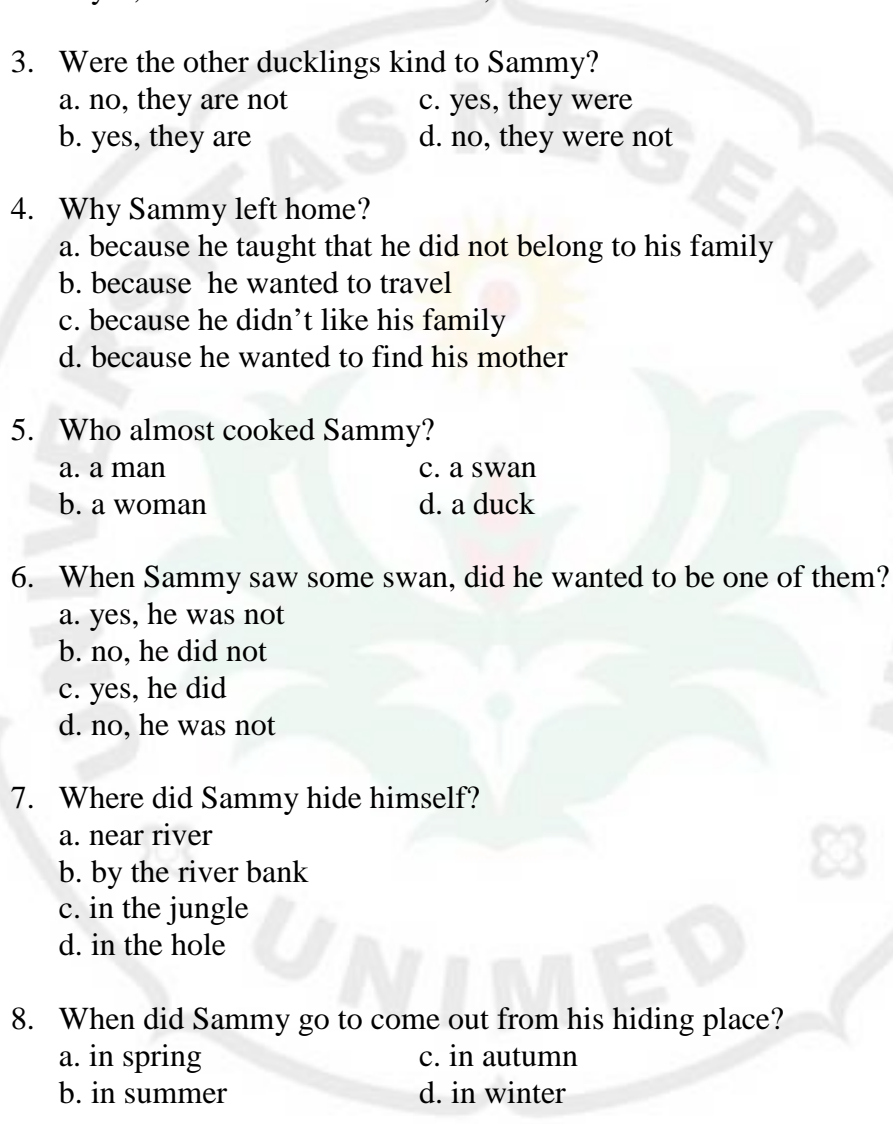
- Appropriate story book
- Puppet and pictures

6. Evaluation

- Ask the students to answer ten questions after listen to the story

Listen to the story and choose the best answer A, B, C or D

1. What animal was sammy?
 - a. a duck
 - b. a swan
 - c. a dog
 - d. a cat

- 
2. Was Sammy different from the other ducklings?
 - a. yes, he was
 - b. yes, he did
 - c. no, he was not
 - d. no, he did not
 3. Were the other ducklings kind to Sammy?
 - a. no, they are not
 - b. yes, they are
 - c. yes, they were
 - d. no, they were not
 4. Why Sammy left home?
 - a. because he taught that he did not belong to his family
 - b. because he wanted to travel
 - c. because he didn't like his family
 - d. because he wanted to find his mother
 5. Who almost cooked Sammy?
 - a. a man
 - b. a woman
 - c. a swan
 - d. a duck
 6. When Sammy saw some swan, did he wanted to be one of them?
 - a. yes, he was not
 - b. no, he did not
 - c. yes, he did
 - d. no, he was not
 7. Where did Sammy hide himself?
 - a. near river
 - b. by the river bank
 - c. in the jungle
 - d. in the hole
 8. When did Sammy go to come out from his hiding place?
 - a. in spring
 - b. in summer
 - c. in autumn
 - d. in winter
 9. Where did he looked at his reflection?
 - a. in the mirror
 - b. in the glass
 - c. in the river
 - d. in the sea
 10. Did Sammy know that he was actually a swan?
 - a. no, he did not
 - b. yes, he did
 - c. no, he was not
 - d. yes, he was

LESSON PLAN

(Second Cycle)

School	: SMP Husni Thamrin Medan
Subject	: English
Class/Semester	: VIII (Eight) / 2
Standart Competence	: Understanding meaning in simple transactional and interpersonal conversation to interact with the closest environment
Basic Competence	: Responding meaning in simple short monolog accurately, fluntely and acceptably to interact with the closest environment in the form of narrative text
Indicator	: Identifying the communicative aim of narrative text Identifying variety information in monolog narrative text
Text	: Narrative text
Skill	: Listening
Time	: 2 x 40'

1. Learning Goal

- Students are hoped to be able to listen to the story tales/fables effectively
- Students are hoped to be able to understand the generic structure of narrative text
- Students are hoped to be able to understand the language features of narrative text
- Students are hoped to be able to identify the characters from the story tales/fables
- Students are hoped to be able to list and give meaning to the vocabularies from the story tales/fables
- Students are hoped to be able to answer the question based on the story tales/fables

2. Material

A FOX AND A GOAT

Have you ever heard any stories about foxes? A fox is told about as a sly animal which likes to cheat others by tricks.

One hot summer day when all the ponds and rivers were dry, a fox walked about to look for water to drink. At last he found an old well in which there was a little water. But the well was very deep, and the water was out of his reach.

He tried again and again to reach it, and at last he fell in but he could not get out. He was just like a prey in a trap.

By and by a goat came to the well and saw the fox in it. He asked the fox, "What is the water like down there?" "The water is very nice, and I cannot stop drinking it" said the fox. "Why not come down and try it?"

Down jumped the goat at once. As soon as he jumped down, the fox jumped on his back and got out of the well.

3. Method/Technique: Storytelling technique

4. Activity:

Opening

- Greeting the students
- Checking the attendance list
- Ask the students if they like the previous story
- Ask the students to retell the previous story

Main Activity

- Explaining the aim of narrative text
- Explaining the generic structure of narrative text
- Explaining the language features of narrative text
- Explaining the meaning of some vocabularies which are found from the story tales/fables
- Listening to the story
- Identifying the characters from the story
- Answer the questions based on the story

Closing

- Ask the student about the difficulty that they faced during teaching learning process
- Conclude the lesson

5. Source/ Media:

- Appropriate story tale books
- Puppet and pictures

6. Evaluation

- Ask the students to listen to the stories and answer ten questions in multiple choice

Listen to the story and choose the best answer A, B, C or D

1. What did the fox look for on the hot summer day ?

- a. water
- b. food
- c. meat
- d. milk

2. Where did he find a little water ?

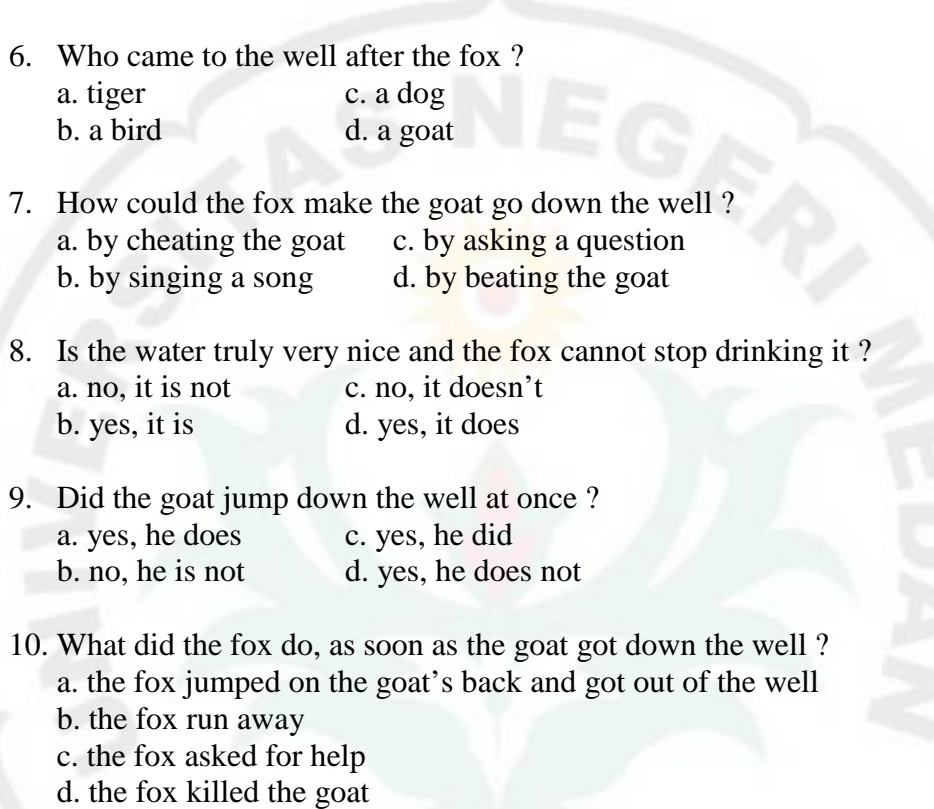
- a. in old well
- b. in new well
- c. in old river
- d. in new jar

3. Was the well very deep ?

- a. yes, the well was very shallow
- b. yes, the well was very deep
- c. no, the well was not deep
- d. no. the well was not wide

4. Did the fox fall in to the well ?

- a. yes, she does
- b. no, he does
- c. yes, he did
- d. no, he didn't

- 
5. Could the fox get out of the well when he had drunk enough water ?
 - a. no, he couldn't
 - b. yes, he could
 - c. no, he can't
 - d. yes, he can

 6. Who came to the well after the fox ?
 - a. tiger
 - b. a bird
 - c. a dog
 - d. a goat

 7. How could the fox make the goat go down the well ?
 - a. by cheating the goat
 - b. by singing a song
 - c. by asking a question
 - d. by beating the goat

 8. Is the water truly very nice and the fox cannot stop drinking it ?
 - a. no, it is not
 - b. yes, it is
 - c. no, it doesn't
 - d. yes, it does

 9. Did the goat jump down the well at once ?
 - a. yes, he does
 - b. no, he is not
 - c. yes, he did
 - d. yes, he does not

 10. What did the fox do, as soon as the goat got down the well ?
 - a. the fox jumped on the goat's back and got out of the well
 - b. the fox run away
 - c. the fox asked for help
 - d. the fox killed the goat

THE
Character Building
UNIVERSITY

LESSON PLAN

(Second Cycle)

School	: SMP Husni Thamrin Medan
Subject	: English
Class/Semester	: VIII (Eight) / 2
Standart Competence	: Understanding meaning in simple transactional and interpersonal conversation to interact with the closest environment
Basic Competence	: Responding meaning in simple short monolog accurately, fluntely and acceptably to interact with the closest environment in the form of narrative text
Indicator	: Identifying the communicative aim of narrative text Identifying variety information in monolog narrative text
Text	: Narrative text
Skill	: Listening
Time	: 2 x 40'

1. Learning Goal

- Students are hoped to be able to listen to the story tales/fables effectively
- Students are hoped to be able to understand the generic structure of narrative text
- Students are hoped to be able to understand the language features of narrative text
- Students are hoped to be able to identify the characters from the story tales/fables
- Students are hoped to be able to list and give meaning to the vocabularies from the story tales/fables
- Students are hoped to be able to answer the question based on the story tales/fables

2. Material

A BEAR AND A LION

Once upon a time a lion and a bear caught and killed a goat. They had a quarrel over it.

“It is mine,” said the bear. “I caught it with my strong paws.”

“It is not yours. It is mine,” said the lion. “I killed it with my strong jaws.”

Then they began to fight over it. They ran up and down the hill, under and over the fallen trees, in and out of the forest. They bit and scratched with all their strength, but no one could overcome the other.

At last they both were tired out and could fight no longer. They lay upon the ground, panting and looking at each other.

A fox who was passing by at the time saw them with a dead goat near by. She ran up to them, took the goat home and ate it up.

3. Method/Technique: Storytelling technique

4. Activity:

Opening

- Greeting the students
- Checking the attendance list
- Ask the students if they like the previous story
- Ask the students to retell the previous story

Main Activity

- Explaining the aim of narrative text
- Explaining the generic structure of narrative text
- Explaining the language features of narrative text
- Explaining the meaning of some vocabularies which are found from the story tales/fables
- Listening to the story
- Identifying the characters from the story
- Answer the questions based on the story

Closing

- Ask the student about the difficulty that they faced during teaching learning process
- Conclude the lesson

5. Source/ Media:

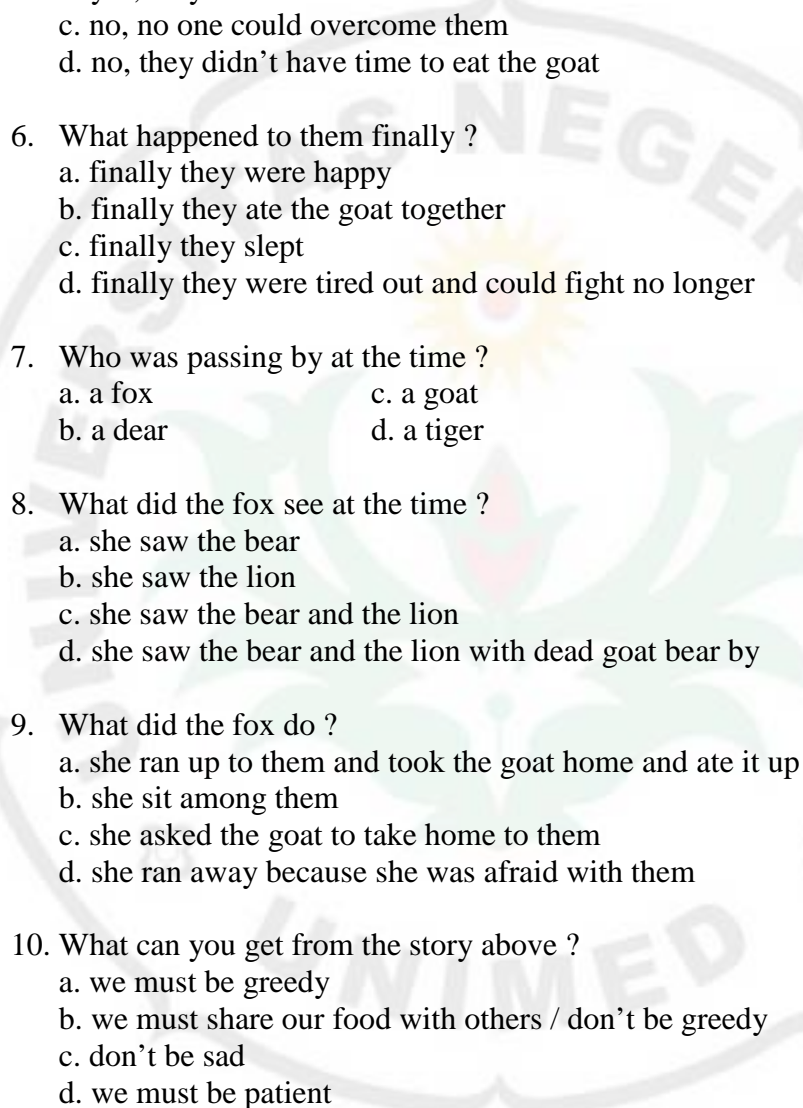
- Appropriate story tale books
- Puppet and pictures

6. Evaluation

- Ask the students to listen to the stories and answer ten questions in multiple choice

Listen to the story and choose the best answer A, B, C or D

1. Who caught and killed a goat ?
 - a. a lion
 - b. a bear
 - c. a fox
 - d. a lion and a fox
2. What did the bear catch the goat with ?
 - a. strong paws
 - b. strong jaws
 - c. strong beak
 - d. strong body
3. What did the lion kill the goat with ?
 - a. strong body
 - b. strong jaws
 - c. strong paws
 - d. strong beak
4. Why did they begin to fight over the goat ?
 - a. because they didn't want to share it
 - b. because they wanted to give it to the fox
 - c. because the goat liked to be eaten by the bear
 - d. because the goat liked to be eaten by the lion

- 
5. Could someone overcome them ?
 - a. yes, the fox could overcome them
 - b. yes, they could overcome themselves
 - c. no, no one could overcome them
 - d. no, they didn't have time to eat the goat

 6. What happened to them finally ?
 - a. finally they were happy
 - b. finally they ate the goat together
 - c. finally they slept
 - d. finally they were tired out and could fight no longer

 7. Who was passing by at the time ?
 - a. a fox
 - b. a deer
 - c. a goat
 - d. a tiger

 8. What did the fox see at the time ?
 - a. she saw the bear
 - b. she saw the lion
 - c. she saw the bear and the lion
 - d. she saw the bear and the lion with dead goat bear by

 9. What did the fox do ?
 - a. she ran up to them and took the goat home and ate it up
 - b. she sit among them
 - c. she asked the goat to take home to them
 - d. she ran away because she was afraid with them

 10. What can you get from the story above ?
 - a. we must be greedy
 - b. we must share our food with others / don't be greedy
 - c. don't be sad
 - d. we must be patient

THE
Character Building
UNIVERSITY