

APPENDIX A
RESULT OF
DATA
TABULATION

THE
Character Building
UNIVERSITY

LIST OF SELECTED CONSUMER GOODS COMPANIES

No.	Code	Company
1	ADES	PT Akasha Wira International Tbk
2	AISA	PT Tiga Pilar Sejahtera Food Tbk
3	ALTO	PT Tri Banyan Tirta Tbk
4	CEKA	PT Cahaya Kalbar Tbk
5	DAVO	PT Davomas Abadi Tbk
6	DLTA	PT Delta Djakarta Tbk
7	DVLA	PT Darya-Varia Laboratoria Tbk
8	GGRM	PT Gudang Garam Tbk
9	HMSP	PT HM Sampoerna Tbk
10	ICBP	PT Indofood CBP Sukses Makmur Tbk
11	INAF	PT Indofarma (Persero) Tbk
12	INDF	PT Indofood Sukses Makmur Tbk
13	KAEF	PT Kimia Farma (Persero) Tbk
14	KDSI	PT Kedawang Setia Industrial Tbk
15	KICI	PT Kedaung Indah Can Tbk
16	KLBF	PT Kalbe Farma Tbk
17	LMPI	PT Langgeng Makmur Industry Tbk
18	MBTO	PT Martina Berto Tbk
19	MERK	PT Merck Tbk
20	MRAT	PT Mustika Ratu Tbk
21	MYOR	PT Mayora Indah Tbk
22	PSDN	PT Prasadha Aneka Niaga Tbk
23	PYFA	PT Pyridam Farma Tbk
24	RMBA	PT Bantoel International Investama Tbk
25	ROTI	PT Nippon Indosari Corpindo Tbk
26	SCPI	PT Schering-Plough Indonesia Tbk
27	SKBM	PT Sekar Bumi Tbk.
28	SKLT	PT Sekar Laut Tbk
29	SQBB	PT Taisho Pharmaceutical Indonesia Tbk
30	STTP	PT Siantar Top Tbk
31	TCID	PT Mandom Indonesia Tbk
32	TSPC	PT Tempo Scan Pacific Tbk
33	ULTJ	PT Ultra Jaya Milk Tbk
34	UNVR	PT Unilever Indonesia Tbk
35	WIIM	PT Wismilak Inti Makmur Tbk

DATA TABULATION

No.	Code	DA	COD	ART	ITO
1	ADES	-0,406427903	0,08165	126,2617219	8,39469
2	AISA	-0,205596162	0,07477	31,8424694	5,88010
3	ALTO	-0,094118681	0,08080	3,947165784	3,37346
4	CEKA	-0,146036367	0,02578	217,6052828	3,19995
5	DAVO	-1,113232308	0,05521	3,375965698	4,19866
6	DLTA	-0,346882648	0,05521	-66,81174983	18,05365
7	DVLA	-0,109560346	0,00342	13,85617648	8,65520
8	GGRM	-0,17502437	0,03363	106,8123751	1,79363
9	HMSP	2,810799085	0,00186	270,3093666	5,42045
10	ICBP	-0,211296344	0,01044	-676,1985833	12,53339
11	INAF	0,026083783	0,03252	13,48181428	6,51692
12	INDF	-0,48231005	0,03961	493,8970263	6,99206
13	KAEF	-0,151129706	0,00939	50,03282269	7,57079
14	KDSI	-0,208746212	0,03561	57,77762686	7,91767
15	KICI	-0,060483421	0,01947	38,69467683	2,35446
16	KLBF	-0,193633759	0,00248	49,54309	7,13822
17	LMPI	-0,226346555	0,06674	16,78908621	3,35387
18	MBTO	25,77654568	0,01824	6,314259711	13,55259
19	MERK	-0,004768179	0,00315	-23,66089999	15,02272
20	MRAT	-0,041786133	0,01684	9,098665247	7,25950
21	MYOR	-0,21764719	0,04747	29,02674524	7,41428
22	PSDN	-0,267812178	0,05922	565,304875	6,71071
23	PYFA	-0,236396518	0,03850	27,14553713	6,47726
24	RMBA	-0,115512669	0,11151	-106,2270561	2,71749
25	ROTI	-0,691647428	0,05521	36,28850773	61,21777
26	SCPI	-0,261834337	0,02911	-35,72959816	2,74522
27	SKBM	-0,491615476	0,01879	45,83713114	14,42835
28	SKLT	-0,321210596	0,01524	76,64265183	1,50641
29	SQBB	-0,124090416	0,05521	17,97329288	12,25673
30	STTP	-0,300416442	0,04820	18,28742972	6,34957
31	TCID	-0,293732767	0,05521	45,66691657	6,86630
32	TSPC	-0,164542859	0,00558	45,28192571	8,89491
33	ULTJ	-0,371863934	0,01446	67,05139036	7,99769
34	UNVR	-0,408748911	0,00930	77,97385759	14,09302
35	WIIM	-0,114161143	0,04988	385,4572006	2,40569

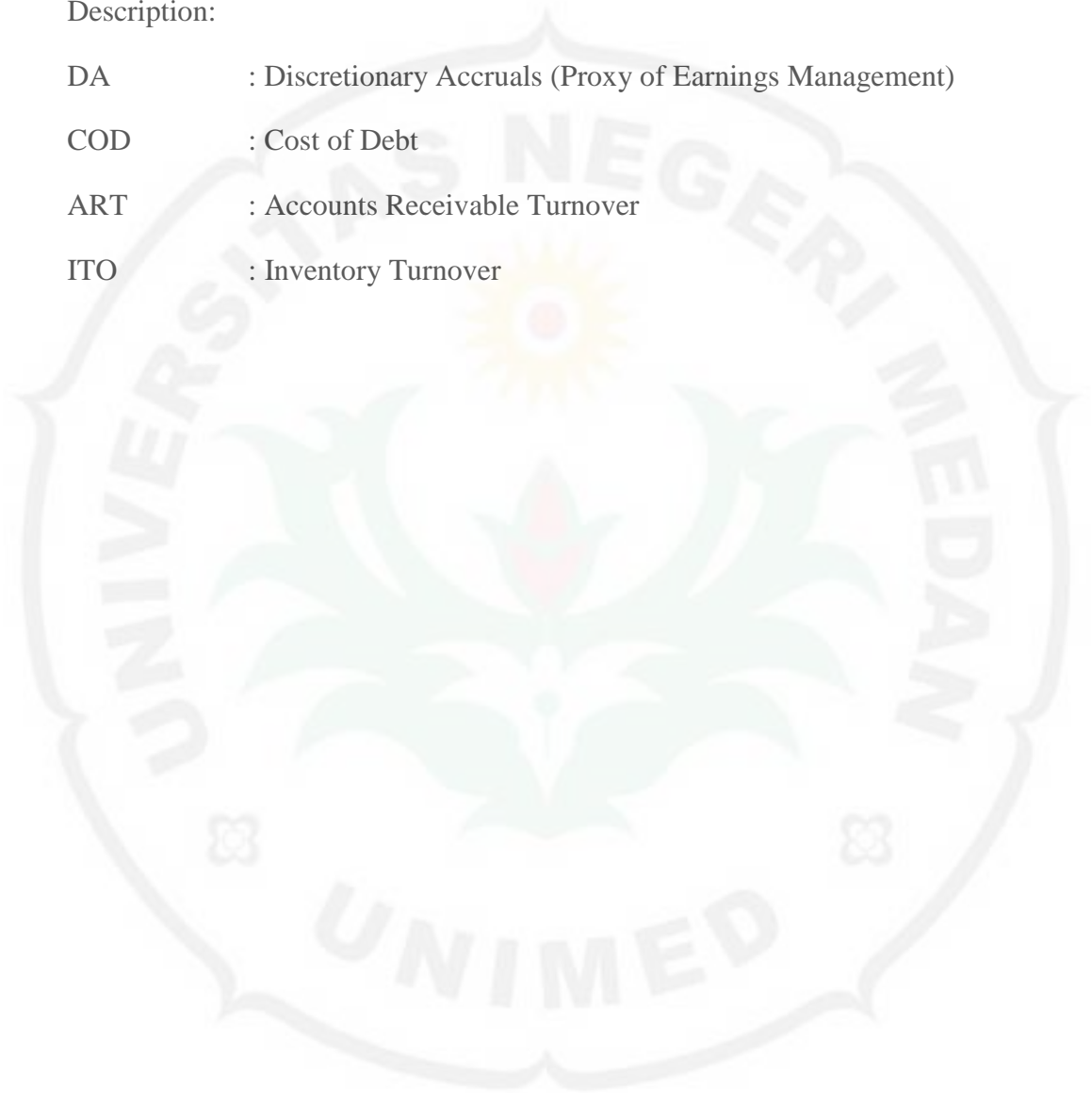
Description:

DA : Discretionary Accruals (Proxy of Earnings Management)

COD : Cost of Debt

ART : Accounts Receivable Turnover

ITO : Inventory Turnover



THE
Character Building
UNIVERSITY



APPENDIX B

SPSS RESULT

THE
Character Building
UNIVERSITY

1. NORMALITY TEST I

NPar Tests

		Notes
Output Created		05-Mar-2014 13:24:56
Comments		
Input	Data	D:\SPSS SISCA\SPSS XY.sav
	Active Dataset	DataSet1
	Filter	<none>
	Weight	<none>
	Split File	<none>
	N of Rows in Working Data File	35
Missing Value Handling	Definition of Missing	User-defined missing values are treated as missing.
	Cases Used	Statistics for each test are based on all cases with valid data for the variable(s) used in that test.
Syntax		NPAR TESTS /K-S(NORMAL)=cod em /MISSING ANALYSIS.
Resources	Processor Time	00 00:00:00,032
	Elapsed Time	00 00:00:00,031
	Number of Cases Allowed ^a	157286

a. Based on availability of workspace memory.

One-Sample Kolmogorov-Smirnov Test

		Cost of debt	Earnings management
N		35	35
Normal Parameters ^{a,b}	Mean	,0365631428571	,5729947582857
	Std. Deviation	,0270361349451	4,420991072374
Most Extreme Differences	Absolute	,136	,492
	Positive	,136	,492
	Negative	-,100	-,359
Kolmogorov-Smirnov Z		,807	2,911
Asymp. Sig. (2-tailed)		,533	,000

Notes

Output Created		05-Mar-2014 13:24:56
Comments		
Input	Data	D:\SPSS SISCA\SPSS XY.sav
	Active Dataset	DataSet1
	Filter	<none>
	Weight	<none>
	Split File	<none>
	N of Rows in Working Data File	35
Missing Value Handling	Definition of Missing	User-defined missing values are treated as missing.
	Cases Used	Statistics for each test are based on all cases with valid data for the variable(s) used in that test.
Syntax		NPAR TESTS /K-S(NORMAL)=cod em /MISSING ANALYSIS.
Resources	Processor Time	00 00:00:00,032
	Elapsed Time	00 00:00:00,031
	Number of Cases Allowed ^a	157286

a. Test distribution is Normal.

b. Calculated from data.

2. NORMALITY TEST II

NPar Tests

Notes

Output Created		05-Mar-2014 13:26:52
Comments		
Input	Data	D:\SPSS SISCA\SPSS XY.sav
	Active Dataset	DataSet1
	Filter	<none>
	Weight	<none>
	Split File	<none>
	N of Rows in Working Data File	32
Missing Value Handling	Definition of Missing	User-defined missing values are treated as missing.

Cases Used		Statistics for each test are based on all cases with valid data for the variable(s) used in that test.
Syntax		NPAR TESTS /K-S(NORMAL)=cod em /MISSING ANALYSIS.
Resources	Processor Time	00 00:00:00,016
	Elapsed Time	00 00:00:00,015
	Number of Cases Allowed ^a	157286

a. Based on availability of workspace memory.

One-Sample Kolmogorov-Smirnov Test

		Cost of debt	Earnings management
N		32	32
Normal Parameters ^{a,b}	Mean	,0376375000000	-
	Std. Deviation	,0271956480152	,23185299740625
Most Extreme Differences	Absolute	,20	6
	Positive	,123	,113
	Negative	,123	,061
Kolmogorov-Smirnov Z		-,098	-,113
Asymp. Sig. (2-tailed)		,695	,641
		,719	,806

a. Test distribution is Normal.

b. Calculated from data.

Notes

Output Created	05-Mar-2014 13:31:05	
Comments		
Input	Data	D:\SPSS SISCA\SPSS XY.sav
	Active Dataset	DataSet1
	Filter	<none>
	Weight	<none>
	Split File	<none>
	N of Rows in Working Data File	32

Syntax	GRAPH /HISTOGRAM=cod.	
Resources	Processor Time	00 00:00:04,508
	Elapsed Time	00 00:00:03,979

3. SIMPLE LINEAR REGRESSION

Regression

Notes

Output Created	17-Mar-2014 05:11:57	
Comments		
Input	Data	D:\SPSS SISCA\SPSS XY.sav
	Active Dataset	DataSet1
	Filter	<none>
	Weight	<none>
	Split File	<none>
	N of Rows in Working Data File	32
Missing Value Handling	Definition of Missing	User-defined missing values are treated as missing.
	Cases Used	Statistics are based on cases with no missing values for any variable used.
Syntax	REGRESSION /MISSING LISTWISE /STATISTICS COEFF OUTS R ANOVA /CRITERIA=PIN(.05) POUT(.10) /NOORIGIN /DEPENDENT cod /METHOD=ENTER em.	
Resources	Processor Time	00 00:00:00,015
	Elapsed Time	00 00:00:00,038
	Memory Required	1436 bytes
	Additional Memory Required for Residual Plots	0 bytes

Variables Entered/Removed^b

Model	Variables Entered	Variables Removed	Method
1	earnings management	.	Enter

a. All requested variables entered.

b. Dependent Variable: cost of debt

Model Summary

Model	R	R Square	Adjusted R Square	Std. Error of the Estimate
1	,110 ^a	,012	-,021	,027476195172539

a. Predictors: (Constant), earnings management

ANOVA^b

Model		Sum of Squares	df	Mean Square	F	Sig.
1	Regression	,000	1	,000	,370	,547 ^a
	Residual	,023	30	,001		
	Total	,023	31			

a. Predictors: (Constant), earnings management

b. Dependent Variable: cost of debt

Coefficients^a

Model		Unstandardized Coefficients		Standardized Coefficients	t	Sig.
		B	Std. Error	Beta		
1	(Constant)	,033	,009		3,734	,001
	earnings management	-,019	,032	-,110	-,608	,547

a. Dependent Variable: cost of debt



APPENDIX C ADMINISTRATION

THE
Character Building
UNIVERSITY

Hal : Permohonan Judul Skripsi
Kepada : Yth. Bapak Pembimbing Skripsi
Jurusan Akuntansi FE – UNIMED
di
Medan

Dengan Hormat,
Saya yang bertanda tangan di bawah ini :
Nama : Fransisca W M Gultom
NIM : 7103220027
Jurusan : Akuntansi
Program Studi : Akuntansi
Jenjang : S-1

Dengan ini memohon kepada Bapak agar sudi kiranya menyetujui salah satu judul skripsi yang saya ajukan sebagai berikut :

1. The Effect of Earnings Management on Bond Yield
2. The Relationship Between Earnings Management and The Level of Financial Reports Disclosure
3. The Effect of Applying Good Corporate Governance on Earnings Management

Demikianlah surat permohonan ini saya sampaikan, atas perhatian dan bantuan yang diberikan diucapkan terima kasih.


Disetujui oleh :
Dosen Pembimbing Skripsi,



Chandra Situmeang, S.E., M.S.M., Ak.
NIP.198007012006041002

Medan, Oktober 2013
Hormat Saya
Pemohon,


Fransisca W M Gultom
NIM. 7103220027

Diketahui Oleh :
Ketua Jurusan Akuntansi


Drs. La Ane, M.Si
NIP. 196212311991031023





KEMENTERIAN PENDIDIKAN DAN KEBUDAYAAN
UNIVERSITAS NEGERI MEDAN
FAKULTAS EKONOMI
JURUSAN AKUNTANSI

Jl. Williem Iskandar Pasar V. Kotak Pos No. 1589 Medan 20221 Telp.061 (6625973), Fax (061) 6614002

NOTA TUGAS

No. 462/UN.47.7.7/Un/2014

Ketua Jurusan Akuntansi Fakultas Ekonomi Universitas Negeri Medan, dengan ini menugaskan/menunjuk Saudara:

Nama : Chandra Situmeang, S.E., M.S.M., Ak.
NIP : 198007012006041002
Pangkat/Golongan : Penata/III C
Jabatan : Lektor

Menjadi Dosen Pembimbing dalam penyusunan Skripsi mahasiswa:

Nama : Fransisca W M Gultom
NIM : 7103220027
Jurusan : Akuntansi
Program Studi : Akuntansi
Jenjang : S-1
Judul : "The Effect of Earnings Management on Bond Yield"

Demikianlah Nota Tugas ini kami sampaikan untuk diketahui dan dilaksanakan, harapan kami bahwa Saudara dapat membimbingnya secara terjadwal dan menyelesaikannya dalam waktu yang tidak terlalu lama.

Medan, Oktober 2013

Ketua Jurusan Akuntansi

Drs. La Ane, M.si
NIP. 19621231 199103 1 023

Mengetahui,
Dekan I

Drs. H. Thamrin, M.Si
NIP. 19640719 199303 1 003

THE
Character Building
UNIVERSITY



KEMENTERIAN PENDIDIKAN DAN KEBUDAYAAN
UNIVERSITAS NEGERI MEDAN
FAKULTAS EKONOMI
JURUSAN AKUNTANSI

Jl. Willièm Iskandar Pasar V. Kotak Pos No. 1589 Medan 20221 Telp.061 (6625973), Fax (061) 6614002

SURAT KETERANGAN

No. 02/UN-33.7.1/EM/2014

Yang bertanda tangan di bawah ini Ketua Jurusan Akuntansi Fakultas Ekonomi Universitas Negeri Medan, menerangkan bahwa nama tersebut di bawah ini:

Nama : Fransisca Winny Moranta Gultom
NIM : 7103220027
Jurusan : Akuntansi
Jenjang : Strata Satu (S-1)
Judul : "The Influence of Earnings Management on Cost of Debt (An Emprirical Study on Consumer Goods Listed in Indonesia Stock Exchange)."

Benar telah mengumpulkan data sekunder untuk kebutuhan penelitian dari website www.idx.co.id yang dimulai pada tanggal 03 Februari 2014 sampai dengan 07 Februari 2014.

Demikian surat keterangan ini dibuat untuk dapat dieprgunakan sebagaimana mestinya.

Medan, Februari 2014

Ketua Jurusan Akuntansi

Drs. La Ane, M.Si.
NIP. 19621231 199103 1 023

Mengetahui,
Rektor Dekan I

Drs. H. Thamrin, M.Si.
NIP. 19640719 199303 1 003



THE
Character Building
UNIVERSITY

DAFTAR RIWAYAT HIDUP

DATA PRIBADI PENELITI

Nama : Fransisca Winny Moranta Gultom
Tempat/Tanggal Lahir : Medan/30 Juli 1991
Jenis kelamin : Perempuan
Agama : Kristen Protestan
Alamat : Jalan Notes Lrg. Gereja No. 53, Medan
Telepon/HP : 081260463521

DATA ORANGTUA

Nama Ayah : Jamahir Gultom, Ph. D.
Pekerjaan : Dosen – PNS
Nama Ibu : Nurhayani Samosir, B.A.
Pekerjaan : Ibu Rumah Tangga

PENDIDIKAN

2010 – 2014 : Universitas Negeri Medan
2006 – 2009 : SMA Negeri 4 Medan
2003 – 2006 : SMP Swasta Kristen Kalam Kudus Medan
1997 – 2003 : SD Swasta Kristen Kalam Kudus Medan
1996 – 1997 : TK Swasta Kristen Kalam Kudus Medan

Medan, Maret 2014

Yang Menyatakan

THE
Character Building
UNIVERSITY

Fransisca Winny Moranta Gultom

NIM 7103220027