

Physical Characteristics of Aceh Traditional Salt and Its Potential as Raw Material for Thermal Energy Storage

by Makmur Sirait

Submission date: 27-Apr-2022 01:40AM (UTC-0400)

Submission ID: 1821628868

File name: Jurnal_Gunawati_S3_CoP_compressed_1.pdf (312.32K)

Word count: 3752

Character count: 18630

Physical Characteristics of Aceh Traditional Salt and Its Potential as Raw Material for Thermal Energy Storage

Gunawati^{1,2}, Syahrul Humaidi¹, Adi Setiawan^{3,4*}, Makmur Sirait⁵, Zulkarnain Jalil², Nadilla Ramadhani², Amar Makruf², Shafira Riskina⁴, Irhamni²

¹ Doctoral Program in Physics, Faculty of Mathematics and Natural Sciences, Universitas Sumatera Utara, Padang Bulan, 20155, Medan, Indonesia

² Department of Physics, Faculty of Mathematics and Natural Sciences, Universitas Syiah Kuala, Darussalam, 23111, Banda Aceh, Indonesia

³ Mechanical Engineering Department, Faculty of Engineering, Universitas Malikussaleh, Bukit Indah, 24352, Lhokseumawe, Indonesia

⁴ Magister Program in Renewable Engineering, Faculty of Engineering, Universitas Malikussaleh, Bukit Indah, 24352, Lhokseumawe, Indonesia

⁵ Departement of Physics, Faculty of Mathematics and Natural Science, Universitas Negeri Medan, 20221, Medan, Indonesia

* Corresponding author's email: syahrul1@usu.ac.id

7 ABSTRACT

Thermal energy storage is an important element in order to conserve the energy and optimize the overall efficiency. Development of energy storage system for local purposes requires some information on the raw material which is abundantly available in the local market. This study aimed to investigate the characteristics of traditionally produced salt in Aceh in terms of its potential use as a raw material for thermal energy storage. The sample was collected from the Aceh Besar District and treated by heating at temperatures of 400 °C and 800 °C in a muffle furnace. This treatment is carried out to study the changes in properties and define the best procedure for salt preparation. All samples were characterized under a number of techniques including XRF, XRD, SEM/EDS, TGA/DSC analysis, density, thermal conductivity, and electrolytic conductivity. The XRF characterization showed that the local Aceh salt was graded as a category III salt. Furthermore, according to the TGA/DSC characterization, the melting temperature is close to 800 °C, and the enthalpy value is close to 492 kJ/kg. It is ample evidence that the Aceh salt can be used as a thermal energy storage material. Furthermore, increasing the temperature of local salt's heat treatment contributes to increasing the enthalpy value, crystal size, density, thermal conductivity, and electrolyte conductivity.

Keywords: aceh salt, enthalpy, thermal conductivity, thermal energy storage.

3 INTRODUCTION

Increasing levels of greenhouse gas emissions and fuel prices force the attempts to use various renewable energy sources more efficiently, such as solar radiation, wind energy, and geothermal energy. One of the factors to remember when developing new and renewable energy sources is the need to develop energy storage devices. Mechanical, electrical, thermochemical, and thermal

energy storage can be distinguished (Sharma et al., 2009). Thermal energy storage (TES) is a system that allows the energy demand and supply to be balanced. Thermal energy storage systems are classified into sensible heat storage and latent heat storage (Jegadheeswaran and Pohekar, 2009). The use of latent heat storage systems is an essential way of store thermal energy, for the high density and isothermal nature of the storage process (Strizhenok and Ivanov, 2021). The use

of PCM (Mehling and Cabeza, 2008) is one of the thermal energy storage strategies.

PCM (phase change material) is a material for storing heat energy by utilizing latent heat during the phase transition at a relatively constant temperature. Latent heat storage is based on the absorption or release of heat when the storage material undergoes a phase change from solid to liquid or liquid to gas or vice versa (Anand et al., 2020).

The environmental and social impacts of the PCM-based TES are considered part of the assessment criteria, in addition to the technical aspects. Apart from its low availability and low cost, PCM is primarily defined by its thermal, physical, kinetic, and chemical properties (Sharma et al., 2009). Chloride salt is a PCM substance with high latent heat and strong heat transfer (Sharma et al., 2009). For example, NaCl melts at 800.7 °C (Myers and Goswami, 2016). As reported by Nazir et al., all inorganic PCM has an energy density greater than 200 MJ·m⁻³. KF, MgCl₂, and NaCl have the highest latent heat (> 400 kJ·kg⁻¹) and energy density (> 900 MJ·m⁻³) among all inorganic materials, the corresponding melting points of each are 857.2 °C, 714 °C and 800 °C (Nazir et al., 2019) and NaCl has thermal conductivity of 5 W·m⁻¹·K⁻¹ (Agyenim et al., 2010) as well as density of 2160 kg·m⁻³ (Mehling and Cabeza, 2008).

In this study, local salt was used as sample material for latent heat storage material, also known as Phase Change Material (PCM). Local salt is traditionally processed in the Aceh Besar region. Furthermore, in this study, characterization was carried out by checking through the analysis of enthalpy shifts, especially the latent heat value found in the material by using Thermo-Gravimetry Analysis-Differential Scanning Calorimetry (TGA-DSC). Quantitative and qualitative analysis of elemental content using X-Ray Fluorescence (XRF), grain size and degree of crystallinity by using X-Ray Diffraction (XRD), morphological or elemental analysis of local salt by using Scanning Electron Microscope-Energy Dispersive X-Ray (SEM-EDX), thermal conductivity analysis, density analysis and electrolyte conductivity analysis.

METHODOLOGY

Sample preparation

The substance used in this analysis is local salt (NaCl) from the Lam Ujong Village in Aceh

Besar. The processing of salt samples starts with drying the salt in an oven at 400 °C until the water content is reduced to a fixed mass. Furthermore, heat treatment is used to modify the salt. The sample I is unheated, sample II is heated to 4000 °C with a 30-minute hold time, and sample III is heated to 8000 °C with a 30-minute hold time. After heating, samples II and III were allowed to self-crystallize at room temperature. Then, using a mortar and pestle, salt was ground until smooth.

Characterization

The salt was crushed and characterized using the X-Ray Fluorescence (XRF) branded Panalytical MiniPal 4 to determine the quality and percentage of elemental composition in local salt samples. Scanning Electron Microscope-Energy Dispersive X-Ray (SEM-EDS) branded Thermo Fisher Scientific type E Prism fitted with Energy-Dispersive X-Ray Spectroscopy (EDS) was used for elemental and morphological analysis.

In order to identify know the crystal size, the Shimadzu XRD-D7000 machine was used, which was equipped with a Maxima X-Ray Diffractometer where X-rays are scanned continuously from an angle of 10 to 80 degrees 2-theta at a speed of 2.0 degrees per minute. The target X-ray tube is Cu with a voltage of 40.0 kV and a current of 30.0 mA. The two samples were crushed with pestle and mortar before being placed in a stainless-steel sample holder. MATCH! is used for data analysis (peak scanning and matching) – Phase Identification from Powder Diffraction Data – Version 2.4.7. On the basis of the data obtained from XRD, the data were matched with the database and the crystal size was calculated using the Scherrer equation.

In order to analyze the value of latent heat, the TGA and DSC analyses were performed under the Mettler Toledo TGA/DSC machine with a high-temperature furnace by purging with nitrogen at a flow rate of 30 ml/min and heating rate of 15 °C/min. The samples were placed in an alumina crucible c.a. 10 mg, then heated from an ambient temperature to 800 °C. After that, Leybold's Single Plate Method was used to determine the thermal conductivity value of the salt produced. Density analysis used the bulk density method, with a 10-ml measuring cup and digital scales. The measurement of sample weight was carried out ten times. The

electrolytic conductivity was obtained from the Laboratory Benchtop Meter measurement; the size of the glass used is 50 ml.

RESULTS AND DISCUSSION

Analysis of the content and elemental composition

XRF analysis is used to determine the content and percentage of elemental composition found in local salt samples. Table 1 shows the XRF analysis results for local salt originating from Aceh Besar. There are three samples, the data of which are presented in this table, that is, untreated samples, samples heated at 400 °C, and samples heated at 800 °C.

The XRF analysis in Table 1 reveals that the elemental Cl content has higher value than other elements from local Aceh salt. From this table, there is no visible element of Na due to the ability of the XRF device which cannot read the presence of the Na element (Yalçin and Mutlu, 2012). The three local salt samples (NaCl) are still in the good category since they do not have visible heavy metal contaminants. There are several contaminants of metal elements such as Ca and Mo, where the content of these elements is still below the threshold. In the local salt compounds (NaCl), there are also other impurity-metal elements with a relatively small percentage.

According to Salim et al., 2016, salt with a Cl content of less than 94% was graded as category III quality salt (Salim and Munadi, 2016). On the basis of the Cl level, the local salt (NaCl) produced traditionally has not met the salt content

needed as the raw material for Phase Change Material (PCM). The salt (NaCl) used for PCM is a type of industrial salt with a purity percentage (NaCl) of greater than 99% (Tian et al., 2017). In this study, the salt (NaCl) used with a purity level of NaCl > 99%. Salt (NaCl) is mixed with salt (CaCl₂) and Mg particles. The result of mixing the three materials could increase the specific heat capacity value by 10% which could be used as heat storage at high temperatures. Then in another study, an investigation was carried out using salt (NaCl) with a purity level of NaCl > 99% mixed with salt (Na₂CO₃). The mixing of the two materials shows that the salt has good thermal properties and can be used as a high-temperature PCM for Concentrating Solar Power (CSP) applications (Jiang et al., 2016). On the basis of the XRF characterization findings for the three samples, it can be inferred that the heat treatment of local salt does not affect the salt consistency as a PCM candidate. On the basis of the findings of the local salt NaCl content, which is included in category III, the local Aceh salt is not recommended as a raw material for high-temperature PCM. However, it is recommended for low-temperature PCM (Gunawati et al., 2019a, 2019b).

Morphological and elemental analysis

Furthermore, the elemental and morphology of local Aceh salts, as well as the findings of SEM analysis of the salt characteristics, were examined by using SEM-EDS.

The SEM analysis findings show that with a magnification of 5000x, it can be seen that the local salt surface is coarse and irregular in structure. Meanwhile, EDS shows the presence of Na in large quantities. When compared with XRF, there is no visible element of Na in local

Table 1. XRF analysis result

Element	Sample (%)		
	Un-treated NaCl	Pre-heated at 400 °C	Pre-heated at 800 °C
P	0.17	0.14	0.14
S	0.1	-	-
Cl	93.29	92.82	93.94
K	0.33	0.43	0.31
Ca	2.29	2.17	1.86
Fe	0.11	0.11	0.066
Cu	0.058	0.052	0.052
Br	0.23	0.15	0.12
Mo	2.9	3.37	3.04
Nd	0.48	0.40	0.48
Pr	-	0.35	-




Figure 1. Morphological SEM from Aceh local salt

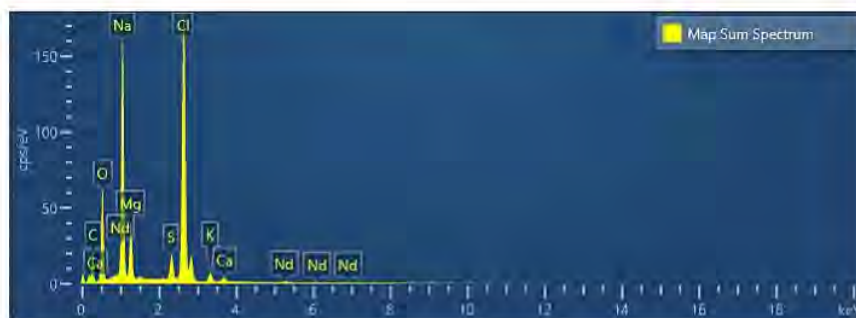


Figure 2. Elemental analysis EDS result from Aceh local salt

salt compounds, but with the SEM-EDS tool, it is clear that there is Na in a quantity of 12.15%, while other elements, such as Ca, S, Nd, K, are still seen in small numbers. Likewise, elemental oxygen with XRF is not visible, but with SEM, it is seen in amounts that exceed 50 cps/eV.

Crystal size analysis

Figure 3 shows the emergence of several peaks defined as local salt (NaCl), where the NaCl compound can be determined by adjusting the XRD result data with the NaCl database. It can also be seen that there is no change in phase composition (no new phase is formed) of the sample before and after heat treatment. It can be observed from the absence of a significant change in the position of the two theta angles, implying that heat treatment of the NaCl sample induces a single phase. From the figure, it is also seen that the highest optimum peak results occur at a treatment temperature of 400 °C; thus, it can be said that the NaCl content is more significant under these conditions.

Furthermore, the crystal size is determined based on the widening of half the diffraction peaks that arise from a material or FWHM. The

crystal size produced from local salt (NaCl) with various heat treatment temperatures can be seen in Table 2.

According to Table 2, adding hot temperatures to local salt (NaCl) will influence the size of the material crystal. The greater the temperature difference, the larger the resulting salt crystal size. When a compound is heated, the crystal size expands. It is due to the fact that the higher the sintering temperature applied to the sample, the more energy the atoms gain to diffuse and agglomerate. As a result, the size of the crystals produced on the grain becomes larger, and the bonds between atoms become stronger and more frequent. By the crystal size of the grains, each grain will experience formation, resulting in tighter grains. After heating the sample, the bonds between the powders will be stronger. The increased bonding of the material becomes more compact. In this case, the grain size also affects the compatibility of a material (Callister, 1991).

Thermal analysis

Thermal analysis of traditional Aceh salt samples was carried out using DSC/TGA under the Mettler Toledo TGA/DSC machine. This analysis

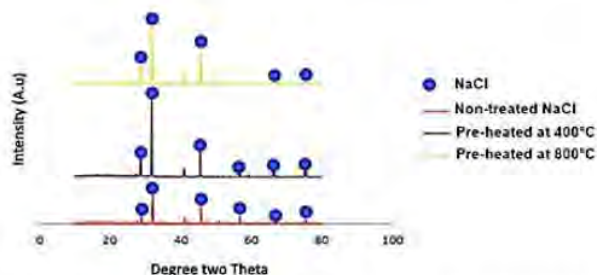


Figure 3. XRD Test results on local salt (NaCl) with heating temperature variations

Table 2. Crystal sizes of XRD analysis

Sample	FWHP	Peak position (degree two theta)	Crystal size (nm)
Un-treated NaCl	0.2231	32.0191	39.10
Pre-heated at 400 °C	0.1519	31.8238	57.40
Pre-heated at 800 °C	0.1199	31.8957	72.73

begins with heating the sample from room temperature to 900 °C. Figure 4 shows the weight-to-temperature curves of the three sample types.

The three samples in the graph above show that local salt's heat treatment affects the rate of sample weight reduction as the temperature rises to 900 °C; this occurs at temperatures of 0 °C to 200 °C. The samples heated at 800 °C were seen to be more stable than the other two samples. The samples heated at 800 °C exhibited a decrease in sample weight by 0.95%, whereas the samples heated at 400 °C showed a decrease in sample weight by 1.43% and the unheated samples had a decreased weight by 3.57%. Furthermore, at a temperature of 200 °C to 800 °C, the weight loss shows stability, while at temperatures of 800 °C to 900 °C, decomposition occurs. The results obtained from this study are close to that reported

by Alexander et.al. The weight loss rate of 0.9% is caused by the evaporation of a portion of the sample (Schindler and Schöneich, n.d.).

Figure 5 illustrates the DSC heat flow curves of the salt samples before and after heating. The negative heat flow indicates that the sample emits heat into the atmosphere. This sharp peak reflects the sample's solid-liquid phase transition. The melting temperature of unheated salt samples was 792.56 °C, then the samples heated at 400 °C were 792.80 °C and the samples heated at 800 °C were 792.88 °C. The results obtained from this study are close to the value reported by Alexander et al., with a melting temperature of 802.1 °C (Schindler and Schöneich, n.d.).

Table 3 summarizes the findings of the characteristic tests of local salt that was given heat treatment or without heat treatment. The findings

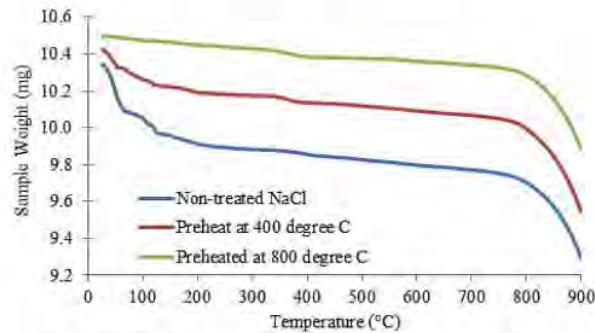


Figure 4. Results of TGA local salt with temperature treatment

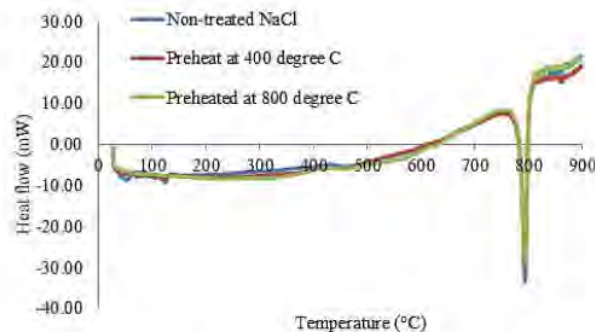


Figure 5. Enlarged DSC graph 2 results

Table 3. Characteristics of Aceh local salt

Samples	Melting Temperature (°C)	Melting enthalpy (KJ/kg)	Thermal conductivity (W/m°C)	Crystal size (nm)	Density (gr/cm ³)	Average electrolyte conductivity meter (ms/cm)
Un-treated NaCl	792.59	519.133	2.3	39.10	1.047	52.2
Pre-heated at 400°C	792.80	558.343	-	57.40	1.068	99.3
Pre-heated at 800°C	792.88	622.164	-	72.73	1.133	113.6

are melting temperature and melting enthalpy derived from the TGA/DSC analysis, thermal conductivity derived from the Single Plate Method calculation, and crystal size derived from the XRD analysis. Furthermore, the density calculations using bulk density and electrolyte conductivity are derived from Laboratory Benchtop Meter measurements.

The melting temperature value of the three samples did not change significantly, indicating that heat treatment of local salt had little effect on the melting temperature value. Meanwhile, as the salt is heated to a higher temperature, there is a rise in enthalpy. The same is true for thermal conductivity and electrolyte conductivity. The crystal size and density value also increased with heat treatment, consistent with the effect of particle solidification caused by increased crystal size, which affects the density value.

CONCLUSION

The salt produced traditionally on the coast of Aceh has been studied for its physical and chemical properties as a candidate material for thermal energy storage. According to this study's findings, the salt can be categorized as grade III (NaCl<94%) and is suitable for use as a thermal energy storage material. In terms of melting temperature, the salt with or without heat treatment is applicable for energy storage. The heat treatment of local salts increases the value of melting enthalpy, melting temperature, crystal size, density and electrolyte conductivity. The best heat treatment method for local Aceh salt is heating it to a temperature of 800 °C to obtain melting enthalpy and crystal size reaching 622,164 mW and 72.73 nm.

Acknowledgments

The author would like to express gratitude to LPPM USK for funding this research activity through contract No.182/UN11.2.1/PT.01.03/

PNBP/2020. The authors also thank Dr. Ismail, Dr. Suhrawardi Ilyas, Dr. Martha Riana who took part in the study and writing articles.

REFERENCES

1. Agyenim F., Hewitt N., Eames P., Smyth M. 2010. A review of materials, heat transfer and phase change problem formulation for latent heat thermal energy storage systems (LHTESS). *Renewable and Sustainable Energy Reviews*, 14, 615–628. <https://doi.org/10.1016/j.rser.2009.10.015>
2. Anand A., Shukla A., Sharma A. 2020. Thermal Energy Storage Using Phase Change Materials: An Overview, Latent Heat-Based Thermal Energy Storage Systems. <https://doi.org/10.1201/9780429328640-1>
3. Callister W.D. 1991. *Materials science and engineering: An introduction* (2nd edition). *Materials & Design*, 12, 59. [https://doi.org/10.1016/0261-3069\(91\)90101-9](https://doi.org/10.1016/0261-3069(91)90101-9)
4. Gunawati, Dongoran A.H., Setiawan A. 2019a. Evaluation on performance of cold storage box enveloped with phase change materials. *Journal of Physics: Conference Series*, 1242. <https://doi.org/10.1088/1742-6596/1242/1/012023>
5. Gunawati, Noor N., Sebayang K., Setiawan A. 2019b. Experimental investigation of a cold storage box with Aceh locally produced hydrated salt as phase change materials: Effect of salt treatment. *IOP Conference Series: Earth and Environmental Science*, 364. <https://doi.org/10.1088/1755-1315/364/1/012019>
6. Mehling H., Cabeza L.F. 2000. Heat and cold storage with PCM, *Journal of Visual Languages & Computing*.
7. Jegadheeswaran S., Pohekar S.D. 2009. Performance enhancement in latent heat thermal storage system: A review. *Renewable and Sustainable Energy Reviews*, 13, 2225–2244. <https://doi.org/10.1016/j.rser.2009.06.024>
8. Jiang Y., Sun Y., Liu M., Bruno F., Li S. 2016. Eutectic Na₂CO₃-NaCl salt: A new phase change material for high temperature thermal storage. *Solar Energy Materials and Solar Cells*, 152, 155–160. <https://doi.org/10.1016/j.solmat.2016.04.002>

9. Mehling H., Cabeza F. 2008. Heat and Cold Storage with PCM: An Up to Date Introduction Into Basic and Applications. Springer, Berlin.
10. Myers P.D., Goswami D.Y. 2016. Thermal energy storage using chloride salts and their eutectics. *Applied Thermal Engineering*, 109, 889–900. <https://doi.org/10.1016/j.applthermaleng.2016.07.046>
11. Nazir H., Batool M., Bolivar Osorio F.J., Isaza-Ruiz M., Xu X., Vignarooban K., Phelan P., Inamuddin, Kannan A.M. 2019. Recent developments in phase change materials for energy storage applications: A review. *International Journal of Heat and Mass Transfer*, 129, 491–523. <https://doi.org/10.1016/j.ijheatmasstransfer.2018.09.126>
12. Salim Z., Munadi E. 2016. Info Komoditi Garam, Al Mawardi Prima.
13. Schindler A., Schöneich M., n.d. Investigation of Alkali Salts, 1–5.
14. Sharma A., Tyagi V.V., Chen C.R., Buddhi D. 2009. Review on thermal energy storage with phase change materials and applications. *Renewable and Sustainable Energy Reviews*, 13, 318–345. <https://doi.org/10.1016/j.rser.2007.10.005>
15. Strizhenok A.V., Ivanov A.V. 2021. Monitoring of Air Pollution in the Area Affected by the Storage of Primary Oil Refining Waste, 22, 60–67.
16. Tian H., Du L., Huang C., Wei X., Wang W., Ding J. 2017. Enhanced Specific Heat of Chloride Salt with Mg Particles for High-temperature Thermal Energy Storage. *Energy Procedia*, 105, 4402–4407. <https://doi.org/10.1016/j.egypro.2017.03.934>
17. Yalçın Ş., Mutlu İ.H. 2012. Structural Characterization of Some Table Salt Samples by XRD, ICP, FTIR and XRF Techniques, 121, 1–3.

Physical Characteristics of Aceh Traditional Salt and Its Potential as Raw Material for Thermal Energy Storage

ORIGINALITY REPORT

17%

SIMILARITY INDEX

9%

INTERNET SOURCES

15%

PUBLICATIONS

%

STUDENT PAPERS

PRIMARY SOURCES

- 1** Jalaluddin Jalaluddin, Zainuddin Ginting, Syariful Maliki, Arif Setiawan, Zulfa Zulfa. "Biodiesel Production from Crude Palm Oil Using Kapok Skin KOH (*Ceiba Pentandra*) Catalyst as Solid Green Catalyst", *Journal of Ecological Engineering*, 2022
Publication 3%
- 2** Mahmoud Yosef, Ali Elrefy, Fawzi Elfeky. "Metagenomic Analysis Reveals Microbial Communities in Lake Qarun – Egypt", *Journal of Ecological Engineering*, 2022
Publication 1%
- 3** Gunawati, N Noor, K Sebayang, A Setiawan. "Experimental investigation of a cold storage box with Aceh locally produced hydrated salt as phase change materials: effect of salt treatment", *IOP Conference Series: Earth and Environmental Science*, 2019
Publication 1%
- 4** [docplayer.net](https://www.docplayer.net)
Internet Source 1%

5	<p>"Proceedings of the 2nd International Conference on Experimental and Computational Mechanics in Engineering", Springer Science and Business Media LLC, 2021</p> <p>Publication</p>	1 %
6	<p>kundoc.com</p> <p>Internet Source</p>	1 %
7	<p>ar.scribd.com</p> <p>Internet Source</p>	1 %
8	<p>Soler i Turu, Lluís, Universitat Autònoma de Barcelona. Departament de Química. "Estudi i desenvolupament de nous processos de generació d'hidrogen a partir de l'aigua mitjançant l'oxidació d'alumini en medi bàsic", Bellaterra: Universitat Autònoma de Barcelona,, 2010</p> <p>Internet Source</p>	1 %
9	<p>Deepak G. Prajapati, Balasubramanian Kandasubramanian. "Biodegradable Polymeric Solid Framework-Based Organic Phase-Change Materials for Thermal Energy Storage", Industrial & Engineering Chemistry Research, 2019</p> <p>Publication</p>	<1 %
10	<p>I Maulidi, I Syahrini, R Oktavia, M Ihsan, R Emha. "An analysis on determination of land</p>	<1 %

area claim prediction for rice farmers insurance business in Indonesia using nonparametric bayesian method", Journal of Physics: Conference Series, 2021

Publication

11

Jacqueline F. Ohmura, F. John Burpo, Chamille Lescott, Alan Ransil, Youngmin Yoon, William Records, Angela Belcher. "Highly Adjustable 3D Nano-Architectures and Chemistries via Assembled 1D Biological Templates", American Chemical Society (ACS), 2018

Publication

<1 %

12

Hassan Nazir, Mariah Batool, Francisco J. Bolivar Osorio, Marllory Isaza-Ruiz et al. "Recent developments in phase change materials for energy storage applications: A review", International Journal of Heat and Mass Transfer, 2019

Publication

<1 %

13

veprints.unica.it

Internet Source

<1 %

14

www.articlesbase.com

Internet Source

<1 %

15

www.sciencegate.app

Internet Source

<1 %

16

Adham R. Ramadan, Nahed Yacoub, Hagner Amin, Jehane Ragai. "The effect of phosphate

<1 %

anions on surface and acidic properties of TiO₂ hydrolyzed from titanium ethoxide",
Colloids and Surfaces A: Physicochemical and
Engineering Aspects, 2009

Publication

17

hdl.handle.net

Internet Source

<1 %

18

onlinelibrary.wiley.com

Internet Source

<1 %

19

Sumit Saha, Abu Raj Md. Ruslan, A. K. M. Monjur Morshed, M. Hasanuzzaman. "Global prospects and challenges of latent heat thermal energy storage: a review", Clean Technologies and Environmental Policy, 2020

Publication

<1 %

20

studentsrepo.um.edu.my

Internet Source

<1 %

21

www.intechopen.com

Internet Source

<1 %

22

Heqing Tian, Lichan Du, Chenglong Huang, Xiaolan Wei, Weilong Wang, Jing Ding. "Enhanced Specific Heat of Chloride Salt with Mg Particles for High-temperature Thermal Energy Storage", Energy Procedia, 2017

Publication

<1 %

23

N. Idris, M.A. Gondal, K. Lahna, M. Ramli et al. "Geochemistry study of soil affected

<1 %

catastrophically by tsunami disaster triggered by 2004 Indian Ocean earthquake using a fourth harmonics ($\lambda = 266$ nm) Nd:YAG laser induced breakdown spectroscopy", Arabian Journal of Chemistry, 2022

Publication

24

asmedigitalcollection.asme.org

Internet Source

<1 %

25

coek.info

Internet Source

<1 %

26

link.springer.com

Internet Source

<1 %

27

Beji, Z., L. S. Smiri, N. Yaacoub, J.-M. Grenèche, N. Menguy, S. Ammar, and F. Fiévet. "Annealing Effect on the Magnetic Properties of Polyol-made Ni-Zn Ferrite Nanoparticles", Chemistry of Materials, 2010.

Publication

<1 %

28

Li, Y.Q.. "Exergy analysis of two phase change materials storage system for solar thermal power with finite-time thermodynamics", Renewable Energy, 201203

Publication

<1 %

Exclude quotes On

Exclude matches Off

Exclude bibliography On

Physical Characteristics of Aceh Traditional Salt and Its Potential as Raw Material for Thermal Energy Storage

GRADEMARK REPORT

FINAL GRADE

/0

GENERAL COMMENTS

Instructor

PAGE 1

PAGE 2

PAGE 3

PAGE 4

PAGE 5

PAGE 6

PAGE 7
