

CONVERSION OF METHYL  
ESTER FATTY ACID FROM  
RICE BRAN OIL INTO FUEL  
FRACTION VIA  
HYDROCRACKING REACTION  
OVER ZEOLITE CATALYST  
SUPPORTED OF Ni, Co AND  
Mo METALS

---

**Submission date:** 07-Jul-2019 06:31PM (UTC-0700) *by* JI S

**Submission ID:** 1149955631

**File name:** 4.Rasayan\_2019\_-\_co\_Author.pdf (712.32K)

**Word count:** 4559

**Character count:** 23398

## CONVERSION OF METHYL ESTER FATTY ACID FROM RICE BRAN OIL INTO FUEL FRACTION VIA HYDROCRACKING REACTION OVER ZEOLITE CATALYST SUPPORTED OF Ni, Co AND Mo METALS

J. L. Sihombing<sup>1,2</sup>, A. N. Pulungan<sup>2</sup>, M. Zubir<sup>2</sup>, Jasmidi<sup>2</sup>, A. A. Wibowo<sup>2</sup>,  
S. Gea<sup>3,\*</sup>, B. Wirjosentono<sup>3</sup> and Y. A. Hutapea<sup>3</sup>

<sup>1</sup>Postgraduate School, Department of Chemistry, Faculty of Mathematic and Natural Science, University of Sumatera Utara, 20155, Indonesia

<sup>2</sup>Department of Chemistry, Universitas Negeri Medan, Jl. Willem Iskandar Pasar V, Medan Estate, Medan 20221, Indonesia

<sup>3</sup>Department of Chemistry, University of Sumatera Utara, Jl. Bioteknologi No. 1, Medan 20155, Indonesia

\*E-mail: s.gea@usu.ac.id

### ABSTRACT

The purpose of this research was to produce bio-gasoline fraction from methyl ester fatty of rice bran oil through catalytic hydrocracking systems. The following method was; 1) Preparation and impregnation of Ni, Co and Mo metals inactivated commercial natural zeolite (CNZ-A) to be NiO/CNZ-A, NiOMoO/CNZ-A and NiOCOMoO/CNZ-A, 2) Production of methyl ester fatty acid (MEFA) from rice bran oil using esterification and trans-esterification process, and 3) Catalytic hydrocracking MEFA at a temperature of 350°C, 400°C and 450°C respectively. Furthermore, the characterization of catalysts using X-ray Diffraction (XRD) resulted in no significant changes in crystal systems and catalysts were indicated as a mordenite. Then, the analyzing of nitrogen adsorption through the Brunauer-Emmett-Teller (BET) method depicts the reducing in the surface area of catalysts, however, the mean pore and pore volume of catalysts experienced an increasing trend. Moreover, the highest liquid product was 90.24% of NiO-CoO-MoO/CNZ-A catalyst (400°C), with selectivity for gasoline and diesel fractions was 28.34% and 71.65%, respectively. In essence, the three metals (Ni,Co and Mo) gave the highest percentage of bio-gasoline products among the three catalysts.

**Keywords:** Catalyst, Bio-diesel, Bio-gasoline, Hydrocracking, Activated Commercial Natural Zeolite (CNZ-A)

© RASĀYAN. All rights reserved

### INTRODUCTION

A renewable energy source which possesses a great potential to be developed in Indonesia is biomass. According to Zeng et al. (2006), vegetable oil and animal fat are sources of renewable biomass, other than the fuel produced with bio-degradable properties and contains almost no sulfur and categorized as environmental friendly.<sup>1,2</sup>

The research related to the conversion of vegetable oil into fuel fractions through a catalytic cracking process has been developed. The catalytic cracking process aims to break the long carbon chains into molecules with a shorter carbon chain by catalyst support.<sup>3,4</sup> Gaya (2003) reported the cracking of the vegetable oil (vegetable oils), animal oils and fatty acids and methyl esters of fatty acids at high temperatures in generated the hydrocarbon light fraction (light hydrocarbons).<sup>5</sup> The light fraction of hydrocarbons is the bio-gasoline fuel which has more percentage than the biodiesel. Several types of research have been significantly investigated towards the catalytic cracking palm oil to produce fuel fraction.<sup>6-11</sup>

Vegetable oils were developed in Indonesia from palm oil and jatropha oil, which the current research has been achieved on the utilization of palm oil and castor oil to substitute diesel fuel (diesel fuel). However, these materials have a limitation as palm oil is the edible oil with high value. Edible oils as a raw material for biodiesel affects as 60% -70% to the price of biodiesel. On the other hand, Jatropha oil production is still low production level due to lack of land to plant jatropha trees.<sup>12,13</sup> Therefore, there should be an alternative raw material that will produce alternative bio-gasoline fuels at affordable prices and easy to apply to the public.

One of the alternative raw materials that can be developed is rice bran oil obtained from rice bran extraction with organic solvents. Rice bran is a byproduct of milled rice grain. Rice bran contains high free fatty acid (FFA) with around 16% -32% of its weight mass. The high content of free fatty acids (FFA) in extracts of rice bran oil causing it to be easily converted into methyl ester fatty acid (MEFA) through the esterification and trans-esterification process. Then, the catalytic cracking process will produce a light hydrocarbon fraction or called as bio-gasoline.<sup>14</sup>

Generally, the catalyst used is a heterogeneous catalyst which has a surface area and a high acid content [15]. The catalyst was prepared by dispersing one or more active metals into the carrier material as a catalyst [16]. Some of the materials that can be used as a carrier of metal components are silica, alumina, zeolite and carbon. One type of zeolite used as a carrier is mordenite.<sup>16</sup> Trisunaryanti et al. (1996) discovered that the Indonesian natural zeolite contains an amorphous and crystalline silica mordenite with 70% content.<sup>17</sup> In this study, an active natural zeolite was impregnated with metals, namely Nickel, Cobalt, and Molybdenum as catalysts in MEFA rice bran catalytic hydrocracking process into liquid fuel in the fixed-bed reactor system.

## EXPERIMENTAL

### 1 Treatment of Commercial Natural Zeolite

Commercial Natural Zeolite was soaked in distilled water for 24 hours at room temperature. Then, the zeolite was filtered, and the precipitation was dried at a temperature of 100°C, to be referred to commercial natural zeolite (CNZ). Commercial natural zeolite (CNZ) which was cleaned in the early treatment was then dealuminated with HCl 3M and then refluxed at 90 °C for 30 minutes. The solution resulted from reflux process was filtered, and then the precipitation was washed with distilled water to remove the HCl (indicated with no more formation of precipitation with the addition of AgNO<sub>3</sub> in the filtrate). The precipitation was filtered and dried at 120 °C for 3 hours, then calcined at 500°C with flowing nitrogen gas. The result was referred to an activated commercial natural zeolite (CNZ-A).

### NiO/CNZ-A Catalyst Preparation

All reagents were purchased from Merck. As many as 4.93g of Ni(NO<sub>3</sub>)<sub>2</sub>.6H<sub>2</sub>O was dissolved in distilled water in a round bottom flask. Then, an amount of 100 g of activated commercial natural zeolite (CNZ-A) was added and refluxed with stirring process 5 hours at 80°C. After that, it was dried and referred as Ni-CNZ-A catalyst. The solid Ni-CNZ-A was then calcined at 500°C with flowing nitrogen gas (± 5 mL/sec) for 2 hours, then oxidized with oxygen gas flow (± 5 mL/sec) at 500 °C for 2 hours. This result was referred to NiO/CNZ-A catalyst.

### NiO-MoO/CNZ-A Catalyst Preparation

As many as 0.92 g of ammonium heptamolybdate tetrahydrate, (NH<sub>4</sub>)<sub>6</sub>Mo<sub>7</sub>O<sub>24</sub>.4H<sub>2</sub>O was dissolved in aquabidest in a round-bottom flask, and 100g of CNZ-A was added and refluxed by stirring process for 5 hours at 80 °C. Then, it was dried and referred as Mo-ZAS catalyst. Then, a 2.47 g of nickel nitrate, Ni(NO<sub>3</sub>)<sub>2</sub>.6H<sub>2</sub>O was dissolved in aquabidest and added to Mo-CNZ-A. It was then refluxed by stirring process with for 5 hours at 80°C and then dried. It was referred to Ni-Mo-CNZ-A catalyst. An amount of Ni-Mo-CNZ-A solid was calcined at 500°C with nitrogen gas flow (± 5 mL/sec) for 2 hours, then oxidized by oxygen gas flow (± 5 mL/sec) at 500 °C for 2 hours. It was finally referred to NiO-MoO/CNZ-A catalyst.

### NiO-CoO-MoO/CNZ-A Catalyst Preparation

An amount of 0.607g of ammonium heptamolybdate tetrahydrate, (NH<sub>4</sub>)<sub>6</sub>Mo<sub>7</sub>O<sub>24</sub>.4H<sub>2</sub>O was dissolved in aquabidest on a round-bottom flask. Then, add an activated commercial natural zeolite (CNZ-A) was

added and refluxed by stirring process for 5 hours at 80°C. The resulted material was dried and referred to Mo-CNZ-A. Then, 1.670g of cobalt nitrate,  $\text{Co}(\text{NO}_3)_2 \cdot 6\text{H}_2\text{O}$  was dissolved in aquabidest and added to Mo-CNZ-A. It was then refluxed and stirred for 5 hours at 80°C. Then, it was dried and obtaining the CoMo-CNZ-A. A total of 1.627g of nickel nitrate,  $\text{Ni}(\text{NO}_3)_2 \cdot 6\text{H}_2\text{O}$  was dissolved in aquabidest and then added to Co-Mo-CNZ-A. It was refluxed with the stirring process for 5 hours at a temperature of 80°C. The resulted material was then dried and referred as NiCoMo-CNZ-A catalyst. The NiCoMo-CNZ-A solid was then calcined at 500°C with nitrogen gas flow ( $\pm 5$  mL/sec) for 2 hours, then oxidized by oxygen gas flow ( $\pm 5$  mL/sec) at 500 °C for 2 hours. It was finally referred to NiO-CoO-MoO/CNZ-A catalyst.

### Catalyst Characterization

Several characterizations of catalysts were conducted, namely; The acidity of the catalyst by gravimetric method with ammonia as a base of the absorption, XRD analysis by X-Ray Diffractometer - Shimadzu XRD-6000 at Physics Laboratory of Universitas Negeri Medan, Indonesia and determination of the surface area and the mean pore by BET method using NOVA Gas Sorption Analyzer NOVA1200e Quantachrome at Universitas Islam Negeri Yogyakarta, Indonesia.

### MEFA Rice Bran Preparation

Around 50 g of rice bran oil was heated at 110°C for 30 minutes. Before the trans-esterification reaction, the esterification reaction of rice bran oil was prepared as a pre-treatment which containing a high free fatty acid. Comparison of the molar ratio of methanol: oil was 6:1 with  $\text{H}_2\text{SO}_4$  catalyst (1% v/v of the total volume of methanol + rice bran oil).  $\text{H}_2\text{SO}_4$  and methanol solution was poured into a three-neck flask in which have contained rice bran oil. The reaction time was recorded from the mixing process, heated at 30°C temperature and kept the stirring speed (100 rpm) constantly. After the trans-esterification reaction was completed, it was followed by adding NaOH 1% w/w as a catalyst and a neutralizer. The esterification reaction was performed at 60 °C for 1 hour and stirring speed was kept constant at 100 rpm. After the reaction was completed (1-hour reaction time), an amount of 3-5 drops of 0.6 N HCl was then added to neutralize the catalyst until the reaction stopped. Then, the sample was added with 2.5 mL glycerin to obtain the methyl ester top layer, and the bottom layer containing glycerin was released and added with excess methanol, catalyst, soap formed and a small portion of methyl esters or glycerides were converted partially. The bottom layer of the drain layer and the methyl ester layer were washed and evaporated at 74 °C to remove the remaining methanol. Methyl ester layer was washed with distilled water several times to remove the residual catalyst. Furthermore, the methyl ester was dried with anhydrous  $\text{Na}_2\text{SO}_4$ . The samples were analyzed with GC HEWLETT PACARD 5890series at Pharmacy Faculty of University of Sumatera Utara, Indonesia.

### Hydrocracking Process

MEFA hydrocracking process of rice bran oil was performed by the flow of hydrogen gas (20mL/min) in a fixed-bed reactor system with a ratio of feed/catalyst of 0.5 (w/w). The catalyst activity test was carried out at various temperatures of 350°C, 400°C and 450°C respectively and variations of the catalyst as NiO/CNZ-A, NiOMoO/CNZ-A and NiO-CoO-MoO/CNZ-A to determine the optimum conditions of MEFA hydrocracking process of rice bran oil. The liquid product was determined with GC and then was calculated.<sup>18</sup>

## RESULTS AND DISCUSSION

### Catalyst Characterization

Preparation and activation treatment of commercial natural zeolite mineral aims to eliminate impurities within pores and reduce the amount of Al in the skeleton (dealumination) to produce a site with a high acid strength. The Lewis acid site shows at 1442-1450  $\text{cm}^{-1}$  while the Bronsted acid site appears at 1540-1550  $\text{cm}^{-1}$ .<sup>19</sup> Figure-1 (IR analysis) shows that the acidification process causes dealumination. This process is causing the release of alumina from the zeolite tetrahedral framework structures.<sup>20</sup> It indicates the reduction of Al atoms in the framework to Al outer frame (non-framework). As qualitatively, the number fraction of the Al atoms contained in the tetrahedral structure of zeolite is directly proportional to the wavenumber range of asymmetric primary, so if there is a reduction of Al atomic on the structural

frame zeolite, it will induce a shift wavenumber vibrational stretch of asymmetric cluster of  $TO_4$  ( $T = Si$  and  $Al$ ) towards the higher frequency.<sup>20</sup> The aluminium oxide vibration can be seen at  $1000-500\text{ cm}^{-1}$ .<sup>21</sup> The commercial natural zeolite (CNZ) before acidification treatment with HCl has a range of asymmetric vibrational wavenumber at  $1056.99\text{ cm}^{-1}$ , while the zeolite after acid treatment (CNZ-A) has a vibrational wavenumber asymmetry at  $1060.85\text{ cm}^{-1}$ .

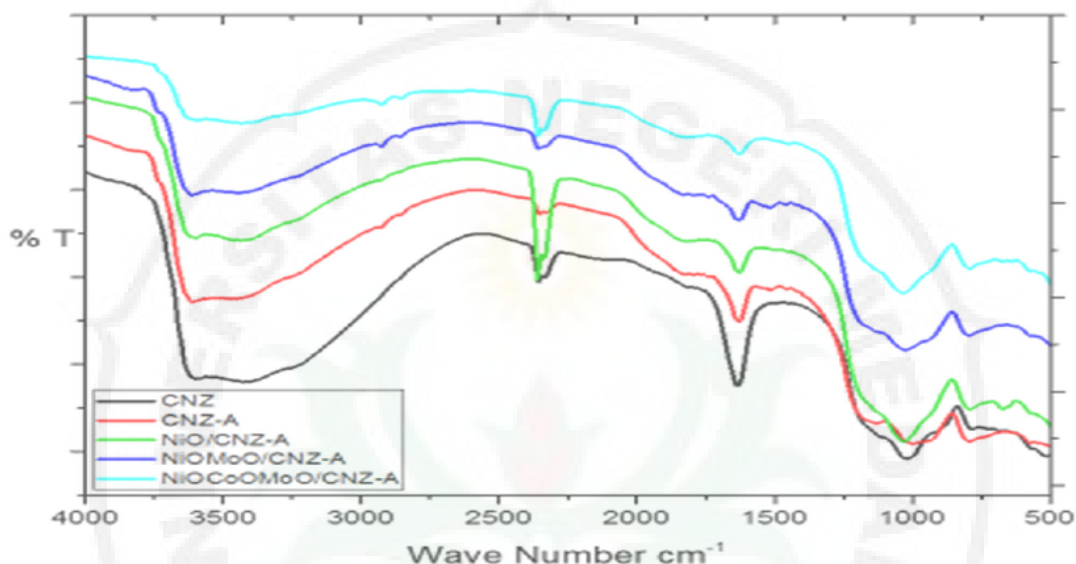


Fig.-1: The Comparison of IR Spectra in all Catalyst

Table-1: The Spectra of Infra-red CNZ Interpretation and its Modifications

Standard Wavenumber	Wavenumber					Interpretation
	CNZ	CNZ-A	NiO/ CNZ-A	NiOMoO/ CNZ-A	NiOCooMoO/ CNZ-A	
1250 – 950	1056	1060	1033	1026	1033	Asymmetrical Stretching Vibration O-T-O
1650 – 1645	1635	1627	1627	1627	1627	Bending Vibration Si-OH
3200 – 3600	3451	3610	3579	3618	3433	Bonding –OH

Table-1 depicts the wavenumber of CNZ and its modification to show a frequency shifted as an effect of asymmetrical stretching vibration for wavenumber of  $TO_4$  groups from about  $1000-1100\text{ cm}^{-1}$ . The data shows that CNZ had a stretch around  $1027\text{ cm}^{-1}$  and shifted to  $1060\text{ cm}^{-1}$  after the activation process. This shift appeared as an impact of aluminium metal moved from inside framework to the outside framework. The amount of aluminium is equal with a wavenumber of main asymmetric stretching vibration. Then, if there will be a decreasing trend from the amount of aluminium in the zeolite framework, the wavenumber of asymmetric stretching vibration will shift to a larger frequency. However, after the impregnation of Ni, Co and Mo metals in CNZ, the wavenumber of asymmetric stretching vibration was declined. It was possible due to the bending of metals in the framework and strengthens the aluminium bonding in the framework.

X-ray diffraction (XRD) analysis was performed to determine the type of zeolite mineral contained and the crystallinity of the zeolite sample. The type of mineral was shown by the position of diffraction angle ( $2\theta$ ), while the crystallinity of a sample was shown on their intensity. Figure-2 shows the XRD pattern of zeolite samples. Most of the peaks were observed at  $2\theta$  degree of 5-35 for the commercial natural zeolite samples and can be assigned to be those of mordenite type crystalline as reported by Trisunaryanti et al. (1996).<sup>17</sup> The treatment preparation and activation with acid increased the sample crystallinity which indicated by the intensity of the main peaks, similar to  $2\theta$ .

The acidity of the catalyst was determined by the gravimetric method as shown in Table-2. The acidity of the catalyst was increased as a result of the process of developing the metal into the porous carrier, wherein the acidity of the catalyst has been indicated to be NiO-CoO-MoO/CNZ-A > NiO-MoO/CNZ-A > NiO/CNZ-A > CNZ-A respectively. It suggests that the metal acts as Lewis acid sites which have empty d orbital or half full effective to accept an electron pair from base adsorption.<sup>18</sup> The inducing metal on zeolite solids dispersed on the surface and inside the pores of the zeolite, which the presence of these metals increase the effectiveness of bases adsorption. It indicates that the metal-induced; Ni, Co and Mo in the solid zeolite increase the acidity of the catalyst.

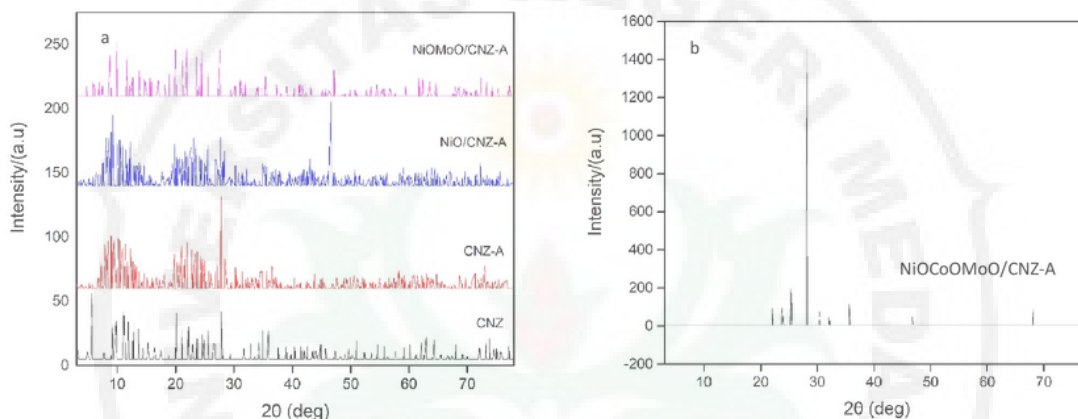


Fig.-2: The XRD Catalyst Patterns of: (a) Cleaned Commercial Natural Zeolite (CNZ), Activated Commercial Natural Zeolite (CNZ-A), NiO/CNZ-A and NiOMoO/CNZ-A and (b) NiOCoOMoO/CNZ-A

Table-2: Specific Surface Area, Mean Pore, Pore Volume Total and Catalyst Acidity

Catalyst Name	Surface Area (m <sup>2</sup> /g)	Mean Pore (Å)	Pore Volume Total (cc/g)	Ammonia Acidity (mmol/g)
CNZ	14.845	40.153	2.980 x 10 <sup>2</sup>	1.67
NiO/CNZ-A	12.273	62.708	3.848 x 10 <sup>2</sup>	2.67
NiOMoO/CNZ-A	9.825	51.185	2.515 x 10 <sup>2</sup>	2.07
NiOCoOMoO/CNZ-A	10.975	46.818	2.569 x 10 <sup>2</sup>	2.23

The addition of metals to CNZ-A induce the changes in the character of the catalyst. Table-2 describes that addition of Ni, Co and Mo at CNZ generally induces a decrease in the specific surface area of the CNZ catalyst. It is possible due to the uneven dispersion of metal into the pores of the carrier. The uneven pores of metal dispersion are also could be caused by the shape of the carrier surface which is not uniform. It is because of the presence of commercial natural zeolite in addition to mordenite and clinoptilolite also mixed with crystalline or amorphous silica, induce close the active site. Although some efforts to increase the active sites of commercial natural zeolite with acidification and calcination process were determined, they were found to be not optimal yet. Metal dispersion capabilities were influenced by the amount of active surface of solid carrier sites. High numbers of active sites increase the dispersion of metals in the solid bearers.<sup>22</sup>

The NiO/CNZ-A catalyst with metal induce to decrease specific surface area but improve the mean pore and total pore volume. It shows the relationship between the total pore volume and average pore with uneven dispersion of metal induce the closure of the pore cage bearers are small. It gives effect to the pore size distribution shifted towards larger diameter and also induces higher total pore volume. At Catalyst NiO-MoO/CNZ-A, the metal addition of Mo and Ni induce the decrease in specific surface area, mean pore and total pore volume compared to the ZAS and NiO/CNZ-A. In the other hand, at NiO-CoO-MoO/CNZ-A catalyst, metal introduces of Mo, Co, and Ni at CNZ-A caused a decrease in

specific surface areas than CNZ-A and NiO/CNZ-A but increased compared to NiO-MoO/CNZ-A. It is due to the interaction between the metal on the surface of a solid carrier, induce the structuring and formation of new pores on the surface of a solid carrier. This leads to increased surface area and decreased of the mean pore and total pore volume of the catalyst. For all the catalyst variations, the average value of pore catalyst is in the range of  $<100 \text{ \AA}$ . It showed that the zeolites which were used as catalysts have a micropores size.<sup>18</sup>

### Hydrocracking Process

MEFA catalytic hydrocracking process used catalyst rice bran of CNZ-A, NiO/CNZ-A, NiO-MoO/CNZ-A and NiO-CoO-MoO/CNZ-A. This aimed to produce fractions of liquid fuels as gasoline in a higher of amount or percentage than the percentage of diesel fractions. The product consists of liquid products (PC), cokes, residues, and gas. The liquid product obtained is a yellow liquid condensation product of the hydrocracking process. Coke is a solid product in deposits contained in the catalyst after the hydrocracking process. The termination of the carbon chain in the hydrocracking process was through the carboniumion mechanism.<sup>23</sup> The influence of temperature variations of the liquid product conversion from MEFA rice bran catalytic cracking at CNZ-A catalyst shown in Fig.-3.

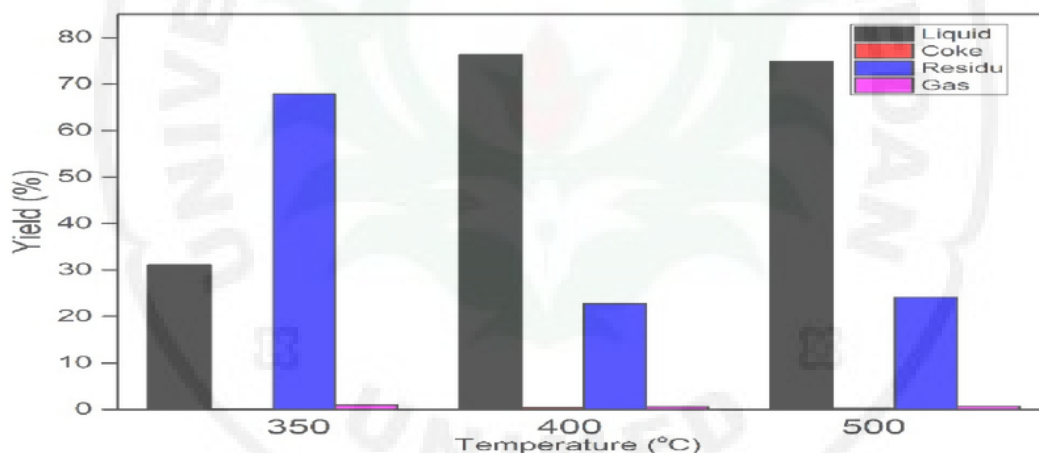


Fig.-3: The Conversion yield of MEFA at various Temperature over CNZ-A catalyst

Figure-3 shows that the optimum conditions of liquid product produced at 400°C process as 76.28% (w/w). This reaction temperature was used to determine the effect of catalyst variations in the conversion liquid product. The activity of the catalyst in the hydrocracking process shown on the conversion percent of liquid product produced.<sup>23</sup> The catalyst used in the hydrocracking process was dual functional a hydrocracking catalyst cracks molecular height-weight hydrocarbons and hydrogenates the unsaturated that are either formed during the cracking step or otherwise present in the feedstock.<sup>24</sup> The result of the conversion of liquid products for various types of catalysts is presented in Fig.-4.

Figure-4 shows that the MEFA hydrocracking at CNZ-A catalyst provides a lower conversion value of the liquid product as 76.28% (w/w). Metal introduce of Ni, Ni-Mo, Ni-Co-Mo in the solid zeolite induce an increase in the catalytic activity of the catalyst. The catalyst NiO-CoO-MoO/CNZ-A provides the highest conversion value liquid products as 90.24% (w/w). It can be influenced by catalyst acidity. The catalyst NiO-CoO-MoO/CNZ-A has higher of a number of acid sites, induced to convert more liquid products compared than other catalysts. The other reason is the Ni, Co and Mo metals that are used as the active sites of hydrocracking in the reaction with unpaired electrons in d orbitals.<sup>25</sup>

MEFA hydrocracking liquid product selectivity of rice bran was analyzed by GC chromatogram and quantitatively. Gasoline and diesel fraction classification were based on the retention time of the compound in the chromatogram. The fraction of gasoline ( $C_5-C_{12}$ ) appears at a retention time before 10 minutes (retention time n-dodecane).

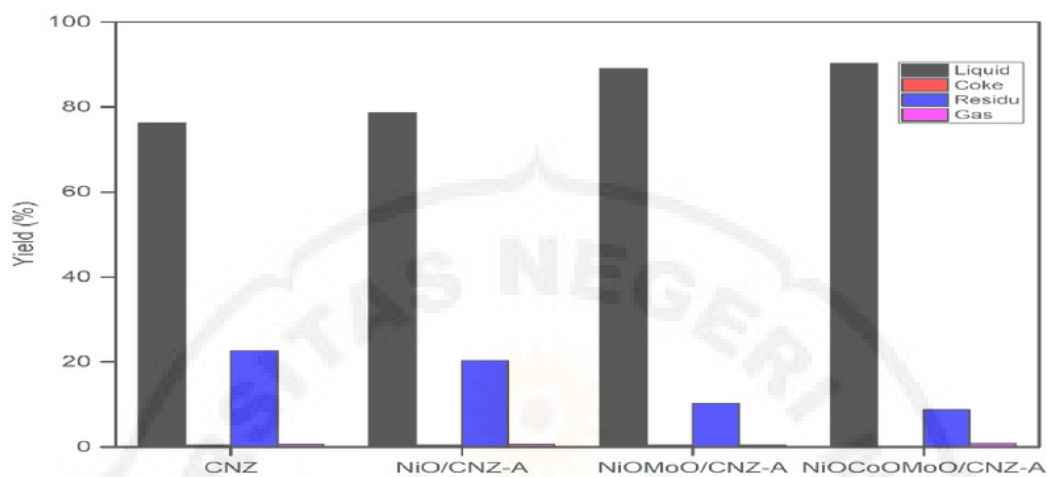


Fig.-4: The Conversion yield of MEFA overall various catalyst at 400°C

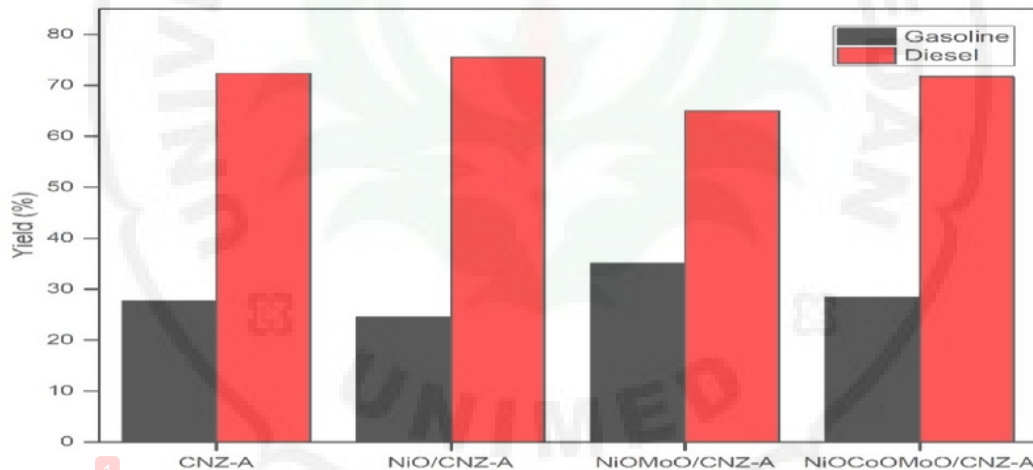


Fig.-5: The Selectivity of liquid yield from hydrocracking process overall various catalyst

The retention time of diesel fraction with the number of carbon atoms >12 is over than 10 minutes.<sup>18</sup> However, the retention time of bio-gasoline and biodiesel can be affected by which raw material is used.<sup>26</sup> Distribution of gasoline and diesel in liquid products of MEFA hydrocracking rice bran was shown in Figure 5 which the NiO-MoO/CNZ-A catalyst has a relatively higher fraction of the gasoline product selectivity than other catalysts. It indicates the mixed metal catalyst exhibits greater selectivity because the presence of the second metal may have a strong effect on the selectivity of the reaction in which Ni acts as a promoter and Mo as the catalyst promoter.

Otherwise, NiO-CoO-MoO/CNZ-A catalyst with the highest acidity properties, but has a smaller mean pore of 46.818 Å. It suggests that MEFA molecules are more difficult to get into the inner surface of the catalyst. With the high number of acid sites and the smaller size of NiO-CoO-MoO/CNZ-A catalyst, MEFA molecules suggest only to interact on the surface of the catalyst, producing the higher conversion of liquid products, but the lower selectivity to gasoline fraction.

## CONCLUSION

Conversion of rice bran oil into fractions of liquid fuels of gasoline and diesel fractions through esterification and trans-esterification has been carried out with a variety of catalysts. The metal



introduction to the solid zeolite catalysts has been proven to increase the catalytic activity. The highest liquid products conversion generated by the oxide catalyst of NiO-CoO-MoO/CNZ-A was 90.24% (w/w), followed by the NiO-MoO/CNZ-A catalyst, NiO/CNZ-A and CNZ of 89.01% (w/w), 78.63% (w/w) and 76.28% (w/w) respectively. Liquid products consist of gasoline and diesel fractions. The highest selectivity of gasoline fraction produced by the NiO/CNZ-A catalyst was 75.46%, followed by CNZ catalyst, NiO-CoO-MoO/CNZ-A and NiO-MoO/CNZ-A with 72.34%, 71.65% and 64, 92% respectively.

8

### ACKNOWLEDGMENT

The authors would like to thank the Ministry of Research, Technology and Higher Education (Ristekdikti) of Indonesia for the financial support via The Research Program of HIBAH BERSAING 2014 and HIBAH TERAPAN 2017 scheme.

### REFERENCES

1. S. Zeng, M. Kates, M. A. Dube and D. D. McClean, *Journal of Biomass and Bioenergy*, **30**, 267 (2006), DOI: 10.1016/j.biombioe.2005.10.004.
2. N. Jaya and K. Ethirajulu, *International Journal of Engineering Science and Technology*, **3**(4), 3463 (2011).
3. K. Min Cho, S. Park, J. Gil Seo, M. H. Youn, I. Nam, S. Hyeon Baeck, J. K. Chung, K. W. Jun and I. K. Song, *Journal of Chemical Engineering*, **146**, 307 (2009), DOI: 10.1016/j.ccej.2008.10.008.
4. S. Charusiri and T. Vitidsant, *Energie and Fuels*, **19**(5), 1783 (2005), DOI: 10.1021/ef0500181.
5. J. C. A. Gaya, Biodiesel from Rape Seed Oil and Used Frying Oil in European Union, Copernicus Institute, Universiteit Utrecht (2003).
6. N. Sirajudin, K. Jusoff, S. Yani, L. Ifa, and A. Roesyadi, *World Applied Science Journal*, **26**, 676 (2012).
7. L. Mahardiani, E. Kurniawan, W. Trisunaryanti and Triyono, *Jurnal Molekul*, **6**(2), 105 (2011).
8. M. Nasikin, H. B. Susanto, M. A. Hirsaman and A. Wijarnoko, *World Applied Science Journal*, **5**, 74 (2009).
9. O. Y. Sang, *Energy Sources*, **25**(9), 859 (2003), DOI: 10.1080/00908310390221309.
10. F. Twaiq, A. R. Mohammed and S. Bhatia, *Microporous and Mesoporous Materials*, **64**(1-3), 95 (2003), DOI: 10.1016/j.micromeso.2003.06.001.
11. A. Demirbas, *Energy Sources*, **25**(5), 457 (2003), DOI: 10.1080/00908310390142451.
12. H. Fukuda, A. Kondo and H. Moda, *Journal of Bioscience and Bioengineering*, **92**(5), 405 (2001), DOI: 10.1016/S1389-1723(01)80288-7.
13. K. Tyson, Biodiesel Handling and Use Guideline, National Renewable Energy Laboratory, Mild West (2009).
14. A. A. Wibowo, S. Firdausyah, S. Hajjah, D. Dwiyantri, J. L. Sihombing and A. N. Pulungan, In Proceedings of The First International Seminar on Trends in Science and Science Education, Medan, Indonesia, pp. 132-140 (2014).
15. U. Ghosh, K. Kulkarni, A. D. Kulkarni and P. L. Chaudhari, *Chemical and Process Engineering Research*, **34**, 51 (2015).
16. W. Trisunaryanti, T. Endang and S. Sri, *Indonesian Journal of Chemistry*, **5**(1), 48 (2005).
17. W. Trisunaryanti, R. Shiba, M. Miura, M. Namura, N. Nashiyama and M. Matsukata, *Journal of the Japan Petroleum*, **39**(1), 20 (1996), DOI: 10.1627/jpi1958.39.20.
18. W. Trisunaryanti, Triyono, K. Wijaya, A. B. Madjid, Y. Priastomo, E. Febriyanti, Syafitri, Hasyati, and A. Nugroho, In proceedings of Seminar Nasional Kimia Unesa, Surabaya, Indonesia, pp. 102-113 (2012).
19. S. Indrayanah, A. Rosyidah, H. Setyawati and I. K. Murwani, *Rasayan Journal Chemistry*, **11**(1), 312(2018), DOI: 10.7324/RJC.2018.1111904
20. W. Trisunaryanti, A. Syoufian and S. Purwono, *Journal of Chemistry and Chemical Engineering*, **7**, 175 (2013).
21. P. Saraswathi and M. Makeswari, *Rasayan Journal Chemistry*, **10**(3), 759(2017), DOI: 10.7324/RJC.2017.1031752
22. A. N. Pulungan, J. L. Sihombing, H. I. Nasution, R. E. Dibyantini, R. Selly, W. Trisunaryanti and

- Triyono, In Proceedings of The First International Seminar on Trend in Science and Science Education, Medan, Indonesia, pp. 148- 154 (2013).
23. H. Kusumawati, W. Trisunaryati, I. I. Falah and M. F. Marsuki, *Rasayan Journal of Chemistry*, **11(2)**, 552(2018), DOI: [10.7324/RJC.2018.1122061](https://doi.org/10.7324/RJC.2018.1122061)
24. M. A. Ali, T. Tatsumi and T. Masuda, *Applied Catalysis A: General*, **233**, 77 (2002), DOI: [10.1016/S0926-860X\(02\)00121-7](https://doi.org/10.1016/S0926-860X(02)00121-7).
25. H. Kusumawati, W. Trisunaryati, I. I. Falah and M. F. Marsuki, *Rasayan Journal of Chem.*, **11(2)**, 552(2018), DOI: [10.7324/RJC.2018.1122061](https://doi.org/10.7324/RJC.2018.1122061)
26. J. L. Sihombing, S. Gea, A. Kembaren, Sabani, A. N. Pulungan, A. A. Wibowo, and B. Wirjosentono, *Journal of Physics: Conference Series*, **1116**, 042035(2018), DOI: [10.1088/1742-6596/1116/4/042035](https://doi.org/10.1088/1742-6596/1116/4/042035)

[RJC-5036/2018]



# CONVERSION OF METHYL ESTER FATTY ACID FROM RICE BRAN OIL INTO FUEL FRACTION VIA HYDROCRACKING REACTION OVER ZEOLITE CATALYST SUPPORTED OF Ni, Co AND Mo METALS

## ORIGINALITY REPORT

13%

SIMILARITY INDEX

3%

INTERNET SOURCES

11%

PUBLICATIONS

6%

STUDENT PAPERS

## PRIMARY SOURCES

- 1 Wiwin Sriningsih, Monica Garby Saerodji, Wega Trisunaryanti, Triyono, Ria Armunanto, lip Izul Falah. "Fuel Production from LDPE Plastic Waste over Natural Zeolite Supported Ni, Ni-Mo, Co and Co-Mo Metals", Procedia Environmental Sciences, 2014  
Publication 3%
- 2 Submitted to Universitas Negeri Surabaya The State University of Surabaya  
Student Paper 1%
- 3 M.A Ali, T Tatsumi, T Masuda. "Development of heavy oil hydrocracking catalysts using amorphous silica-alumina and zeolites as catalyst supports", Applied Catalysis A: General, 2002  
Publication 1%
- 4 [pubs.rsc.org](https://pubs.rsc.org)  
Internet Source 1%

5

Pacharaporn Chuayplod, Wimonrat Trakarnpruk. "Transesterification of Rice Bran Oil with Methanol Catalyzed by Mg(Al)La Hydrotalcites and Metal/MgAl Oxides", Industrial & Engineering Chemistry Research, 2009

Publication

1%

6

J L Sihombing, S Gea, A Kembaren, Sabani, A N Pulungan, A A Wibowo, B Wirjosentono. "Activity assays of calcinated sarulla natural zeolite (snz-cal) in catalytic hydrocracking rubber seed oil", Journal of Physics: Conference Series, 2018

Publication

1%

7

Gimelliya Saragih, Tamrin Tamrin, Marpongahatun, Darwin Yunus Nasution, Abdillah. "Preparation of semi-IPN hydrogel from starch nanoparticles of magrove fruit and monomer acrylic acid using crosslinker N,N' methylene bisacrylamide", AIP Publishing, 2018

Publication

1%

8

Citarsa, I B F, I N W Satiawan, I K Wiryajati, and Supriono. "Performance analysis of cascaded h-bridge multilevel inverter using mixed switching frequency with various dc-link voltages", IOP Conference Series Materials Science and Engineering, 2016.

Publication

1%

9

[data.epo.org](http://data.epo.org)

Internet Source

&lt;1%

10

S Gea, S Tjandra, J Joshua, B Wirjosentono. "Morphological study of fluorescent carbon Nanoparticles (F-CNPs) from ground coffee waste soot oxidation by diluted acid", IOP Conference Series: Materials Science and Engineering, 2018

Publication

&lt;1%

11

[www.rasayanjournal.co.in](http://www.rasayanjournal.co.in)

Internet Source

&lt;1%

12

Farin Windy Artanti, Wega Trisunaryanti, Marthinus Pongsendana, Triyono, lip Izul Falah, Muhammad Fajar Marsuki. "CATALYTIC ACTIVITY TEST OF NiMo AND MoNi IMPREGNATED ON MESOPOROUS CARBON FROM BOVINE BONE GELATIN FOR HYDROCRACKING OF LUBRICANT WASTE", Rasayan Journal of Chemistry, 2018

Publication

&lt;1%

13

Y. Bereznitski, M. Jaroniec, M. Kruk, B. Buszewski. "Adsorption Characterization of Octyl Bonded Phases for High Performance Liquid Chromatography", Journal of Liquid Chromatography & Related Technologies, 2006

Publication

&lt;1%

14

K. Khairan, Zahraturriaz, Z. Jalil. "GREEN SYNTHESIS OF SULPHUR NANOPARTICLES USING AQUEOUS GARLIC EXTRACT (*Allium sativum*)", *Rasayan Journal of Chemistry*, 2019

Publication

<1%

15

M. Sirait, S. Gea, N. Siregar, N. Bukit, E.M. Ginting, R.F. Zega. "Fabrication of Poly(vinyl alcohol)/Bentonite Nanocomposites Using Sol-Gel Method", *Asian Journal of Chemistry*, 2018

Publication

<1%

16

Submitted to Universiti Sains Malaysia

Student Paper

<1%

17

Moon, H.Y.. "Relationship between average pore diameter and chloride diffusivity in various concretes", *Construction and Building Materials*, 200611

Publication

<1%

18

Bautista, L.F.. "Optimisation of FAME production from waste cooking oil for biodiesel use", *Biomass and Bioenergy*, 200905

Publication

<1%

19

Submitted to CVC Nigeria Consortium

Student Paper

<1%

20

M. Shahinuzzaman, Zahira Yaakob, Yunus Ahmed. "Non-sulphide zeolite catalyst for bio-jet-fuel conversion", *Renewable and*

<1%

# Sustainable Energy Reviews, 2017

Publication

21 "EXPERIMENTATION ON EMISSION ANALYSIS OF A COMPRESSION IGNITION ENGINE RUN WITH BIODIESEL", Rasayan Journal of Chemistry, 2017

Publication

<1%

22 Enweremadu, C.C.. "Technical aspects of production and analysis of biodiesel from used cooking oil-A review", Renewable and Sustainable Energy Reviews, 200912

Publication

<1%

23 Submitted to Universiti Teknologi MARA

Student Paper

<1%

24 Zullaikah, S.. "A two-step acid-catalyzed process for the production of biodiesel from rice bran oil", Bioresource Technology, 200511

Publication

<1%

25 Submitted to Jawaharlal Nehru Technological University Anantapur

Student Paper

<1%

26 Wakil, M. A., Md Abul Kalam, H. H. Masjuki, and I. M. Rizwanul Fattah. "Rice bran: A prospective resource for biodiesel production in Bangladesh", International Journal of Green Energy, 2016.

Publication

<1%

---

Exclude quotes      On

Exclude matches      Off

Exclude bibliography      On



THE  
*Character Building*  
UNIVERSITY



# CONVERSION OF METHYL ESTER FATTY ACID FROM RICE BRAN OIL INTO FUEL FRACTION VIA HYDROCRACKING REACTION OVER ZEOLITE CATALYST SUPPORTED OF Ni, Co AND Mo METALS

GRADEMARK REPORT

FINAL GRADE

GENERAL COMMENTS

**/0**

**Instructor**

PAGE 1

PAGE 2

PAGE 3

PAGE 4

PAGE 5

PAGE 6

PAGE 7

PAGE 8

PAGE 9

UNIVERSITAS NEGERI MEDAN  
UNIMED  
THE  
*Character Building*  
UNIVERSITY